

WBB Contact: Jack Clark (jclark@iona.edu)

WATCH LIVE - FloHoops

2019-20 SCHEDULE/RESULTS

Overall: 1-3	H: 0-1	A: 1-2	N: 0-0	MAAC: 0-0
Date	Opponent	Time/Result		
11/9/19	at Winthrop (ESPN+)	W, 68-61		
11/15/19	DUQUESNE (ESPN3)	L, 76-74		
11/17/19	at Penn (ESPN+)	L, 74-42		
11/21/19	at Stony Brook (ESPN+)	L, 59-40		
2019 Puerto Rico Clasico				
11/28/19	vs. Washington (FloHoops)	NOON		
11/29/19	vs. Towson (FloHoops)	2:30 PM		
12/5/19	at Central Michigan (ESPN3)	7 PM		
12/8/19	SETON HALL (ESPN+)	1 PM		
12/21/19	UMASS (ESPN+)	NOON		
1/2/20	at Quinnipiac* (ESPN3)	6 PM		
1/4/20	RIDER* (ESPN+)	1 PM		
1/11/20	at Monmouth* (ESPN3)	2 PM		
1/16/20	NIAGARA* (ESPN+)	7 PM		
1/18/20	FAIRFIELD* (ESPN3)	1 PM		
1/20/20	SAINT PETER'S* (ESPN+)	1 PM		
1/25/20	at Manhattan* (ESPN3)	2 PM		
2/1/20	QUINNIPIAC* (ESPN3)	1 PM		
2/4/20	MARIST* (ESPN+)	11 AM		
2/6/20	at Canisius* (ESPN+)	7 PM		
2/8/20	at Niagara* (ESPN3)	1 PM		
2/11/20	MONMOUTH* (ESPN+)	7 PM		
2/15/20	at Fairfield* (ESPN+)	2 PM		
2/20/20	SIENA* (ESPN+)	7 PM		
2/23/20	at Rider* (ESPN3)	1 PM		
2/27/20	CANISIUS* (ESPN3)	7 PM		
2/29/20	at Siena* (ESPN3)	2 PM		
3/2/20	MANHATTAN* (ESPN+)	7 PM		
3/5/20	at Marist* (ESPN3)	7 PM		
3/7/20	at Saint Peter's* (ESPN3)	2 PM		
3/10 - 3/14	MAAC Championship	TBD		

Home events in CAPS and BOLD;

MAAC Games noted by an asterisk; all times in Eastern Time

IONA SET TO PLAY IN 2019 PUERTO RICO CLASICO



The Iona Gaels face off with the Washington Huskies and the Towson Tigers for the first time in program history. The Maroon & Gold will face the Huskies on Thanksgiving Day and clash with the Tigers the following afternoon as part of the 2019 Puerto Rico Clasico.

SCOUTING THE HUSKIES

- Washington plays its first road game of the season on Thanksgiving Day against Iona. The Huskies are 3-1 so far this season.
- The Huskies own the 20th best scoring defense in the nation, allowing on average just 50 PPG over their first four contests.
- Sophomore **Haley Van Dyke** leads the team in PPG (12.3), RPG (7.3) and SPG (3.7).
- Washington is led by head coach **Jody Wynn**. In her third season with the program, Wynn owns an 18-44 overall record.

SCOUTING THE TIGERS

- Towson opened the season with three straight losses, but has won its last two contests entering the 2019 PR Clasico.
- Towson is led offensively by **Kionna Jeter**; the junior is averaging 16.2 PPG. Three other Tigers are averaging double-figure points per game this season.
- The Tigers are guided by head coach **Diane Richardson**. The 2018-19 CAA and ECAC Coach of the Year mentored five All-CAA student athletes.
- Towson, after winning the program's first CAA title in 2019, was selected to finish third. James Madison was the unanimous selection to win the league.

Iona at Neutral Sites

Excluding MAAC Tourney

Overall Under Chambers: 5-7 (.417)

Date	Opp.	Score
11/29/15	USC	L, 76-56
11/22/15	Fairleigh Dickinson	W, 77-54
11/20/15	Yale	L, 63-48
11/20/10	Saint Francis (PA)	L, 77-69
11/19/10	Central Florida	L, 59-48

DID YOU KNOW?

- The Gaels are 3-7 all-time on November 28. Iona has not won on 11/28 since 1999 when they beat Colgate 77-67.
- The Maroon & Gold have played to a 6-7 record in games played on November 29. In 1976, Iona beat St. Thomas Aquinas 110-19, a 91-point victory

Keep up with the latest news surrounding Iona Women's Basketball by following the team on Facebook, Twitter, and Instagram.



2019-20 Iona Gaels at a Glance

No.	Name	Cl.	Pos.	Ht.	PPG	RPG	APG	Of Note
ANTICIPATED STARTERS								
5	Shyan Mwai	So.	G	5-6	13.3	3.0	1.3	Two-time MAAC Rookie of the Week in 18-19... Scored career-best 22 PTS in season-opening win
11	Paulla Weekes	R-Fr.	F	5-10	3.0	8.0	0.0	Had freshman campaign cut short by injury six minutes into first game (18-19)
14	Morgan Rachu	Sr.	G	5-8	13.8	6.8	1.5	Played in and started all 31 games... Posted 10+ PTS in 20 games, including final six of year
22	Juana Camillon	So.	G	5-10	8.3	1.8	3.5	Selected to All-MAAC Rookie Team last season... Preseason All-MAAC Third Team (19-20)
33	Tori Lesko	R-Jr.	G/F	5-10	6.0	6.8	4.0	Appeared in and started every game but one... Vocal leader and key cog of offensive unit
BENCH								
0	De'jah Williams	R-So.	G/F	5-11	4.8	2.0	0.0	Transfer from the University of Albany... Athletic enough to play both inside and outside
1	Aiste Vaitekunaite	R-Fr.	F	6-3	2.0	2.5	0.0	Lanky forward with extended reach... Redshirted last season
3	Monica Barefield	R-Jr.	G	5-2	5.8	2.3	1.8	Appeared in 30 games last year... Led the team in points on five different occasions
13	Lucia Becerra Perez	Jr.	G	5-7	1.0	1.8	0.3	Rookie with a European flair to her game... Has played basketball in 4 different countries
15	Nikki Worner	Fr.	F	5-9	0.0	0.5	0.0	First year of athletic eligibility... Joined the team midway through the season in 18-19
21	Gabrielle Joseph	So.	F	5-11	1.5	1.0	0.0	Appeared in every game last season, starting final 22 games... One of three Gaels to record 100+ rebounds
25	Tanayja London	Fr.	F	5-11	---	---	---	2019 Class L State Champion and MVP with James Hillhouse HS... 2019 Gatorade POTY Finalist
34	Adaora Onwumelu	Fr.	F	6-2	---	---	---	First Team All-Region selection at Lithia Springs HS... Three-sport athlete in high school
44	Jodi-Marie Ramil	Sr.	F	6-2	0.0	1.3	0.3	Played in every single game in 18-19, making 10 starts... Led the unit in blocked shots



THE CHAMBERS FILE

Year at Iona:	Seventh Season
Birth Date:	June 19, 1981
Age:	38
Hometown:	Cheverly, MD
High School:	Archbishop Carroll
Alma Mater:	BA, Hofstra University - Psychology MS, Adelphi University - Psychology

COACHING EXPERIENCE

2006-2008

Molloy College - Assistant Coach

2008-2010

UMBC - Assistant Coach

2011-2013

Virginia Tech - Assistant Coach

2014-Present

Iona College - Head Coach

COACHING RECORD

Year	School	Position	W-L
2006-07	Molloy	Asst. Coach	15-14
2007-08	Molloy	Asst. Coach	19-12
2008-09	UMBC	Asst. Coach	14-16
2009-10	UMBC	Asst. Coach	13-17
2010-11	UMBC	Asst. Coach	20-12
2011-12	Va. Tech	Asst. Coach	11-19
2012-13	Va. Tech	Asst. Coach	10-20
2013-14	Iona	Head Coach	26-6
2014-15	Iona	Head Coach	15-15
2015-16	Iona	Head Coach	23-12
2016-17	Iona	Head Coach	18-13
2017-18	Iona	Head Coach	2-28
2018-19	Iona	Head Coach	5-26
2019-20	Iona	Head Coach	1-3
Seventh Season			90-103 (.466)

VS. MAAC OPPONENTS

TEAM	W	L	STREAK	LAST
Canisius	8	3	L3	L, 67-47
Fairfield	5	7	L4	L, 67-56
Manhattan	7	6	L5	L, 54-52
Marist	4	8	L3	L, 76-36
Monmouth	8	5	L4	W, 52-51
Niagara	8	3	L3	L, 72-53
Quinnipiac	4	10	L4	L, 76-39
Rider	4	9	L6	L, 54-46
Saint Peter's	12	0	W12	W, 58-53
Siena	9	7	W1	W, 75-64
Total	69	58	L1	

Billi CHAMBERS

Head Coach

Hofstra '03 - Seventh Season

Head coach Billi Chambers is entering her seventh season at the helm of the Iona College women's basketball program.

Iona announced the appointment of Chambers as the seventh head coach of the women's basketball program in May of 2013. Chambers spent the previous two seasons as an assistant at Virginia Tech prior to the move to New Rochelle.

After an 0-3 start to the year, Iona defeated George Washington at the Hynes Center midway through November. A 20-game slide would follow, spanning non-conference and conference play across a four-month period. The Gaels continued to progress though as a unit under Chambers, and it showed when they topped Monmouth on the road in February.

Iona would enter the MAAC Tournament on a high note, toppling Saint Peter's on the road in the regular season finale and maintaining the 10 seed in the league postseason. In the First Round matchup against the tournament host Siena, the Gaels pulled off the upset over the No. 7 seed, 75-64. Rider would end Iona's season the next day, but the foundation for a successful next season had been laid.

The Gaels sported one of the youngest teams in the country in 2017-18. Toyosi Abiola carried the torch, being named the MAAC Rookie of the Year unanimously. The MAAC All-Rookie Team honoree was a nine-time MAAC Rookie of the Week. Alexis Lewis was also named to the All-MAAC Third Team.

The Gaels finished the 2016-17 season with a 18-13, 12-8 MAAC record. They entered the conference tournament as the No. 5 seed and advanced to the semifinals by upsetting Siena in the first round.

Alexis Lewis and Marina Lizarazu were named to the 2017 All-MAAC First Team, and four student-athletes took home All-MAAC Academic Team honors.

In 2016 Chambers led the Gaels to their first ever Metro Atlantic Athletic Conference Tournament Championship, taking down the top seeded Quinnipiac Bobcats in the championship game to earn the Maroon & Gold's debut appearance in the NCAA Tournament.

Marina Lizarazu and Joy Adams were both named to the All-MAAC First Team. Lizarazu earned Most Outstanding Player honors for her domination in the MAAC Tournament.

In her first season with the Gaels, Chambers led Iona to a program record 26 wins and a share of its first MAAC Regular Season Championship. Her 26 wins are the most by a rookie head coach in conference history.

In 2013-14, Chambers led the Gaels to a historic 18-game winning streak, the longest in school history. She became the first rookie coach to win the MAAC Coach of the Year honor since 1991 and led all first-time head coaches in NCAA Division I with 26 overall wins and 18 victories in conference play.

For her efforts, Chambers was named the WBCA Spalding Maggie Dixon Division I Rookie Coach of the Year, given to the nation's top first year head coach, becoming the first mentor in MAAC history to claim the honor. Chambers was also named College Sports Madness Mid-Major Coach of the Year in 2014.

After finishing 15-15 in her second season with the Gaels, Chambers held a 41-21 overall record; the mark is the best of any coach in program history during their first two seasons.

In her third season with the Maroon & Gold, Chambers led Iona to its first ever Metro Atlantic Athletic Conference Championship. Using her catchphrase of a "Defensive Standard", the Gaels had their best defensive scoring season in program history, allowing just 56.6 points per game.

In their first ever NCAA Tournament appearance, Chambers led the No. 15 seed Gaels in a competitive 74-58 loss to the No. 2 seed Maryland Terrapins. The Maroon & Gold were within seven points with less than eight minutes to go.

ALL-MAAC HONOREES UNDER CHAMBERS

2013-14

Joy Adams	First Team
Damika Martinez	Player of the Year
Aleesha Powell	Second Team
Aaliyah Robinson	Sixth Player of the Year

2014-15

Joy Adams	First Team
Damika Martinez	Player of the Year

2015-16

Joy Adams	First Team
Marina Lizarazu	First Team
Alexis Lewis	All-Rookie
Alexis Lewis	Co-Sixth Player of the Year

2016-17

Alexis Lewis	First Team
Marina Lizarazu	First Team

2017-18

Alexis Lewis	Third Team
Toyosi Abiola	All-Rookie
Toyosi Abiola	Rookie of the Year

2018-19

Juana Camilion	All-Rookie
----------------	------------



IONA COLLEGE WOMEN'S BASKETBALL QUICK FACTS



COLLEGE INFORMATION

School.....	Iona College
City/Zip	New Rochelle, NY / 10801
Founded.....	1940
Enrollment	3,792
Nickname.....	Gaels
Colors.....	Maroon & Gold
Affiliation.....	NCAA Division I
Conference	Metro Atlantic Athletic Conference
President.....	Seamus Carey, Ph.D.
Athletics Director	Matthew Glovaski
Athletic Website	ICGaels.com
Athletic Dept. Phone	(914) 633-2654
Ticket Office Phone	(914) 633-2672
Baseball Field.....	City Park
Basketball/Volleyball Arena.....	Hynes Athletics Center
Soccer/Lacrosse Field.....	Mazzella Field
Softball Field.....	Donald E. Walsh Field

COACHING STAFF

Head Coach	Billi Chambers
.....	Hofstra ('03)
Years at Iona	7th
Record while associated with Iona.....	90-103
Associate Head Coach.....	Ashlee Kelly
.....	Quinnipiac ('14)
Assistant Coach.....	Allan Chaney
.....	High Point ('14)
Assistant Coach.....	Jordan McCann
.....	Illinois ('13)
Director of Basketball Operations.....	Alyssa Casino
.....	Manhattanville ('15)
Graduate Assistant	Jasmyne Fogle
.....	Franklin Pierce ('16)
Assistant Athletic Trainer	Ellie Goldense
Years at Iona	2nd
Strength and Conditioning Coach	David Bodden
Years at Iona	2nd

PRONUNCIATION GUIDE

#1	Aiste Vaitenkunaite.....	ICE-tay VAY-tay-coo-NAY-tay
#2	Adrienne DiGioia	da-GOY-Uh
#5	Shyan Mwai	Moy (rhymes with Coy)
#13	Lucia Becerra Perez.....	LOO-cia BUH-cerra
#14	Morgan Rachu	ray-CUE
#22	Juana Camilion.....	ca-MEALY-own
#34	Adaora Onwumelu.....	UH-dora on-woo-MEL-oo
#44	Jodi-Marie Ramil	ra-MEAL

IONA WOMEN'S BASKETBALL SOCIAL MEDIA

Twitter	@IonaWBB
.....	@ICGaels
Instagram	@iona_wbb
.....	@icgaels
Facebook.....	Iona College Women's Basketball
.....	/IonaGaelsWBB
Hashtags	#ICWBB
.....	#MAACHoops
.....	#GaelNation

TEAM INFORMATION

2018 Overall Record	5-26
Home/Away/Neutral	2-13 / 3-12 / 0-1
2018 MAAC Record/Finish.....	3-15 / 10th
2018 MAAC Preseason Selection	10th
2019 MAAC Preseason Selection	9th
Overall Players Returning/Lost	11/2
Starters Returning/Lost	5/0
Newcomers.....	5
MAAC Tournament Championships (Last).....	1 (2016)
NCAA Tournament Appearances (Last)	1 (2016)
MAAC Rookie Of The Year	6
<i>Patty Reynolds (1987), Toni Horvath (2004), Kristina Ford (2009), Damika Martinez (2012), Joy Adams (2013), Toyosi Abiola (2018)</i>	
MAAC Sixth Player Of The Year	2
<i>Aaliyah Robinson (2014), Alexis Lewis (2016)</i>	
MAAC Player Of The Year	4
<i>Martina Weber (2007), Damika Martinez (2013, '14, '15)</i>	
MAAC Coach Of The Year.....	2
<i>Anthony Bozzella (2006), Billi Chambers (2014)</i>	

ATHLETIC COMMUNICATIONS

Media Contact/SID.....	Jack Clark
Office Phone.....	914-633-2334
Cell Phone.....	631-478-9046
E-Mail	jclark@iona.edu
Additional Comm. Staff.....	Brian Beyrer / bbeyrer@iona.edu
.....	Jonathan Stanko / jstanko@iona.edu
.....	Garrett Murray / gmurray1@gaels.iona.edu
Address.....	Hynes Athletics Center
.....	715 North Avenue
.....	New Rochelle, NY 10801



STATISTICAL LEADERS (at SBU)

- Rachu and Camilion each had a team-best nine points with four made field goals apiece.
- Mwau and Rachu each had five rebounds. Rachu, Barefield and red-shirt junior Tori Lesko had two assists.
- Both Camilion and redshirt senior Jodi-Marie Ramil had one block.
- Four different players had a steal for the Maroon & Gold.
- Stony Brook's Pagan had 16 points on 8-for-14 shooting. Kaela Hilaire and Anastasia Warren both had 10 points. Hilaire also had four assists and five steals.
- Cheyenne Clark, Oksana Gouchie-Provencher Pagan all had seven rebounds.

NOTABLE NUGGETS (at SBU)

- Stony Brook had 17 offensive rebounds and 15 second chance points. Overall the Seawolves out-rebounded the Gaels, 45-32.
- Iona had a season-low eight assists on its 17 made field goals. There were only 19 total assists in the game.
- The Gaels had 20+ turnovers and their opponents have 12+ steals in back-to-back games.
- In the definitive second quarter, Stony Brook had 18 points in the paint and Pagan was a perfect 6-for-6 from the floor.
- Stony Brook is 8-5 all-time against Iona. The Seawolves have won the last three games, and four of the last five. The Gaels have not won in Stony Brook since December 2, 2010.

HEADLINES**IONA NINTH IN PRESEASON COACHES' POLL**

- Iona garnered 35 points from the coaches.
- The three-time defending MAAC Champion Quinnipiac Bobcats were selected behind Marist for the top spot.
- Rider finished in third, just one vote behind Quinnipiac to round out the top three.

**2019-20 MAAC
PRESEASON COACHES' POLL**

1.	Marist	119 (9)
2.	Quinnipiac	104 (2)
3.	Rider	103
4.	Manhattan	85
5.	Monmouth	74
6.	Fairfield	60
7.	Niagara	53
8.	Canisius	47
9.	Iona	35
10.	Siena	33
11.	Saint Peter's	13

GAELS WELCOME FIVE NEWCOMERS, RETURN ALL BUT TWO PLAYERS FROM LAST SEASON

- Iona welcomes four new freshman in **Lucia Becerra Perez**, **Tanayja London**, **Adaora Onwumelu**, and **Nikki Worner**.
- Iona's lone transfer is **De'jah Williams**, who joins the Maroon & Gold after two years at the University of Albany.
- Having lost just two players from last season's unit, Iona returns 94% of its scoring output from a season prior as well as six players who made at least 10 starts in the 2018-19 season.

IONA'S HOME RECEIVES MAJOR RENOVATIONS

- Thanks to a generous lead gift from **Edward F. Arrigoni '56, '91H**, an innovative design of the facility helped it maintain the building's current footprint.
- The renovations dramatically changed the experience for both student-athletes and fans with seating around all four sides of

the court, state-of-the-art LED scoreboards, improved lighting and sound and a new playing surface.

- A new Arrigoni Hall of Fame was created in the front entranceway to showcase Iona's accomplished student-athletes, creating a fitting tribute to the men and women who have represented Iona and its athletic legacy. The women's basketball team.
- THAZINA COOK INDUCTED INTO MAAC HONOR ROLL**

- Thazina Cook '10** was elected into the MAAC Honor Roll and was honored at the Naismith Basketball Hall of Fame in Springfield, MA this past September.
- Cook is one of five Iona women's basketball players to earn at least two All-MAAC First Team distinctions in her career.
- Cook currently ranks 14th all-time at Iona with 1,283 points. She has the sixth-highest three-point shooting percentage in school history at 36.2% and made 297 free throws in her career, the ninth most in program history.
- She also took part in a piece of program history, when Iona won its first-ever national postseason game in a first-round win over LIU Brooklyn in the 2007 WNIT.
- Cook was honored alongside men's basketball player Phil Grant '01.

IONA WOMEN'S BASKETBALL PLAYING AT 2019 PUERTO RICO CLASICO THIS THANKSGIVING

- The Gaels will play Washington and Towson on November 28 and 29 in San Juan, PR.
- The Maroon & Gold will meet the Tigers and the Huskies for the first time in program history. The Gaels are 17-22 all-time against Colonial Conference opponents and 1-7 versus the Pac-12.
- "The Puerto Rico Clásico is the perfect addition to our 2019-2020 schedule as we celebrate the 45th year of women's basketball at Iona," - HC Billi Chambers.

**2019-20 MAAC STANDINGS**

(as of 11/27/19)

SCHOOL	MAAC			OVERALL		
	W	L	PCT	W	L	PCT
Marist	0	0	.000	5	0	1.000
Rider	0	0	.000	3	2	.600
Saint Peter's	0	0	.000	3	2	.600
Fairfield	0	0	.000	1	3	.250
Iona	0	0	.000	1	3	.250
Quinnipiac	0	0	.000	1	3	.250
Canisius	0	0	.000	1	4	.200
Manhattan	0	0	.000	1	4	.200
Siena	0	0	.000	1	4	.200
Niagara	0	0	.000	1	5	.167
Monmouth	0	0	.000	0	3	.000

UPCOMING MAAC SCHEDULE**Thursday, Nov. 28**

WASHINGTON VS. IONA 1 PM

Friday, Nov. 29

TOWSON VS. IONA 3:30 PM

San Diego vs. Monmouth 5 PM

Saturday, Nov. 30

Central Michigan vs. Marist 1 PM

Quinnipiac vs. Harvard 1 PM

TBA vs. Monmouth 2 PM

Sunday, Dec. 1

Colgate vs. Niagara 2 PM

Rhode Island vs. Fairfield 2 PM

Manhattan vs. Dartmouth 2 PM

Monday, Dec. 2

Arizona vs. Monmouth 8:30 PM

Wednesday, Dec. 4

Fairfield vs. Navy 6 PM

Colgate vs. Siena 7 PM

NJIT vs. Saint Peter's 7 PM

Thursday, Dec. 5

CENTRAL MICHIGAN VS. IONA 7 PM

Manhattan vs. Fordham 7 PM

Saturday, Dec. 7

Monmouth vs. Lafayette 2 PM

Quinnipiac vs. George Washington 2 PM

Rider vs. La Salle 2 PM

Delaware State vs. Saint Peter's 2 PM

Vermont vs. Canisius 2 PM

Siena vs. Albany 2 PM

Fairfield vs. Hofstra 2 PM

Marist vs. Princeton 7 PM

IONA VS. PAC-12

Team	W-L	Last Meet/When
Arizona	1-3	L, 71-58 (11/10/17)
Arizona State	0-2	L, 86-34 (12/6/91)
California	0-0	-
UCLA	0-0	-
Colorado	0-0	-
Oregon	0-0	-
Oregon State	0-1	L, 78-68 (11/29/97)
USC	0-1	L, 76-56 (11/29/15)
Stanford	0-0	-
Utah	0-0	-
Washington	0-0	-
Washington State	0-0	-
Overall	1-7 (.125)	

IONA VS. COLONIAL

Team	W-L	Last Meet/When
Delaware	0-1	L, 78-67 (12/12/83)
Drexel	5-4	L, 59-50 (3/21/13)
Elon	0-1	L, 51-35 (12/3/06)
Georgia State	0-1	L, 64-56 (12/18/09)
Hofstra	9-9	L, 74-49 (11/6/18)
James Madison	0-0	-
UNC Wilmington	0-0	-
Northeastern	2-5	L, 74-53 (12/29/99)
Towson	0-0	-
William & Mary	1-1	W, 76-69 (12/28/07)
Overall	17-22 (.436)	

FUN WITH NUMBERS**Billi Chambers record by month (since 2013-14)**

	17-18	18-19	19-20	TOTAL
Nov.	0-5	1-5	1-3	12-27
Dec.	0-7	0-5	0-0	16-19
Jan.	1-8	0-9	0-0	30-25
Feb.	1-7	3-6	0-0	26-24
Mar.	0-1	1-1	0-0	6-8

Total 2-28 5-26 1-3 90-103**Billi Chambers record by day (since 2013-14)**

	17-18	18-19	19-20	TOTAL
Sun.	0-5	2-4	0-1	22-25
Mon.	0-3	0-2	0-0	6-10
Tues.	0-3	0-3	0-0	3-11
Wed.	0-1	0-1	0-0	8-5
Thur.	1-8	2-4	0-1	14-17
Fri.	0-1	1-7	0-1	23-16
Sat.	1-7	0-4	1-0	14-18

Total 2-28 5-26 1-3 90-103**Billi Chambers record by tipoff time (since 2013-14)**

	17-18	18-19	19-20	TOTAL
Morning	0-3	0-2	0-0	6-9
Afternoon	1-13	2-10	0-1	44-45
Evening	1-12	2-14	1-2	40-48

Total 2-28 5-26 1-3 90-103**BENCH PRODUCTION**

Opp.	Date	PTS	FG	REB	AST	TQ
WIN	11/9	6	3-10	6	2	5
DUQ	11/15	16	6-9	9	3	5
PENN	11/17	20	8-24	14	1	10
SBU	11/21	6	3-18	18	2	7

SCORING BREAKDOWN

GAME	1Q	2Q	HT	3Q	4Q	TOT
WIN	10	12	22	24	22	68
DUQ	20	5	25	23	26	74
PENN	10	5	15	18	9	42
SBU	9	11	20	9	11	40
TOTAL	49	33	82	74	68	224

2019-20 INDIVIDUAL GAME LEADERS

PLAYER	PTS	REB	AST	STL	BLK
Barefield	-	-	1	-	-
Becerra Perez	-	-	-	1	-
Camilion	1	-	1	3	1
Joseph	-	-	-	-	1
Lesko	-	1	3	2	1
London	-	-	-	-	-
Mwai	2	1	1	1	-
Onwumelu	-	-	-	-	-
Rachu	2	3	1	3	-
Ramil	-	-	-	-	2
Vaitekunaite	-	-	-	-	-
Weekes	-	-	-	1	-
Williams	-	-	-	-	-
Worner	-	-	-	-	-

2019-20 INDIVIDUAL SEASON BESTS**Iona College****Points**

22 Shyan Mwai at WIN (11/9)
 21 Morgan Rachu at WIN (11/9)

Rebounds

13 Tori Lesko vs. DUQ (11/15)
 9 Morgan Rachu at WIN (11/9)

Assists

8 Juana Camilion vs. DUQ (11/15)
 8 Tori Lesko at WIN (11/9)

Steals

4 Morgan Rachu vs. DUQ (11/15)

Blocks

1 5x, Last: Camilion and Ramil at SBU (11/21)

Opponents**Points**

21 Jah'Che Whitfield at WIN (11/9)
 17 2x, Last: Phoebe Sterba at PENN (11/17)

Rebounds

12 Anika Riley at WIN (11/9)
 11 Kennedy Suttle at PENN (11/17)

Assists

10 Kendall Grasela at PENN (11/17)
 8 Amanda Kalin vs. DUQ (11/15)

Steals

5 Kaela Hilaire at SBU (11/21)

Blocks

1 9x, Last: Pagan and Zeise at SBU (11/21)

2019-20 Gaels Starting Line Ups

Opponent	G	G	G	F	F	Streak/Record
at Winthrop	Camilion	Mwai	Rachu	Lesko	Weekes	W1 (1-0)
vs. Duquesne	Camilion	Mwai	Rachu	Lesko	Williams	L1 (0-1)
at Penn	Camilion	Mwai	Rachu	Lesko	Joseph	L1 (0-1)
at Stony Brook	Camilion	Barefield	Rachu	Lesko	Joseph	L1 (0-1)

2019-20 Gaels By The Numbers...

(under Chambers in parenthesis)

Iona Record:

Overall	1-3 (90-103)
MAAC	0-0 (63-53)
At the Hynes Athletics Center.....	0-1 (46-42)
On the Road.....	1-2 (39-54)
Neutral Sites	0-0 (5-7)
MAAC Home Games.....	0-0 (33-25)
MAAC Away Games	0-0 (30-28)
Leading at the half	0-0 (70-23)
Trailing at the half.....	1-3 (14-75)
Tied at the half	0-0 (6-4)
Overtime	0-0 (2-3)
After a win.....	0-1 (57-33)
After a loss.....	0-2 (31-66)
Vs. Ranked Opponents	0-0 (0-2)

Day of the Week:

Sunday	0-1 (22-26)
Monday.....	0-0 (6-10)
Tuesday	0-0 (3-11)
Wednesday.....	0-0 (8-5)
Thursday	0-1 (14-16)
Friday	0-1 (24-16)
Saturday.....	1-0 (14-17)

Month:

November.....	1-3 (12-27)
December.....	0-0 (16-19)
January	0-0 (30-25)
February	0-0 (26-24)
March	0-0 (6-7)

Tip-off Time:

Day games	0-1 (50-55)
Night games (after 5 p.m.)	1-2 (40-48)

When Iona Scores

Less than 50 points	0-2 (3-39)
50-59 points	0-0 (33-31)
60-69 points	1-0 (34-16)
70-79 points	0-1 (15-9)
80-89 points	0-0 (4-4)
89+ Points	0-0 (0-3)

When Opponent Scores:

Less than 50 points	0-0 (20-1)
50-59 points	0-1 (39-25)
60-69 points	1-0 (18-28)
70-79 points	0-2 (9-34)
80-89 points	0-0 (3-11)
More than 89 points	0-0 (0-4)

When Iona's FG Percentage is:

Less than 35%.....	0-2 (11-43)
35-39.9%.....	0-0 (20-34)
40-44.9%.....	1-0 (29-19)
45-49.9%.....	0-1 (21-3)
50% or higher	0-0 (10-3)

When Opponents' FG Percentage is:

Less than 35%.....	0-0 (35-5)
35-39.9%.....	0-1 (21-19)
40-44.9%.....	1-0 (25-35)
45-49.9%.....	0-2 (9-24)
50% or higher	0-0 (0-13)

At the Free Throw Line:

When Iona makes more FTs	1-0 (56-20)
When Iona shoots more FTs.....	1-0 (50-15)
When opponents make more FTs	0-3 (29-76)
When opponents shoot more FTs	0-3 (35-74)
When free throws made are equal	0-0 (6-6)
When free throws shot are equal.....	0-0 (5-4)

From Behind the Arc:

When Iona makes more threes	1-1 (78-35)
When opponents make more threes.....	0-1 (10-52)
Three pointers are equal	0-1 (4-13)

Rebounds:

When Iona out rebounds opponent.....	0-1 (63-29)
When opponent out rebounds Iona.....	1-2 (23-66)
When rebounds are equal.....	0-0 (4-5)

Assists:

When Iona has more assists	1-0 (61-10)
When opponent has more assists	0-3 (22-83)
When assists are equal	0-0 (8-8)

Turnovers:

When opponent causes more TOs	0-3 (38-65)
When Iona causes more TOs	0-0 (47-30)
When turnovers are equal	1-0 (5-7)

Margin of Victory/Loss:

5 points or less.....	0-1 (16-22)
6-10 points	1-0 (22-17)
11-15 points	0-0 (26-22)
16-20 points	0-1 (15-8)
20 or more points.....	0-1 (11-30)

2019-20 Gaels Single-Game Superlatives

Team Superlatives	IONA HIGH	IONA LOW	OPPONENT HIGH	OPPONENT LOW
Points	74, vs. Duquesne	40, at Stony Brook	76, vs. Duquesne	59, at Stony Brook
Points (1st Half)	25, vs. Duquesne	15, at Penn	40, vs. Duquesne	29, at Stony Brook
Points (2nd Half)	46, at Winthrop	20, at Stony Brook	37, at Penn	28, at Winthrop
Victory Margin	7, at Winthrop	7, at Winthrop	32, at Penn	2, vs. Duquesne
Field Goals Made	30, vs. Duquesne	16, at Penn	31, at Penn	24, at Winthrop
Field Goals Att.	62, vs. Duquesne	50, at Penn	67 (2x), at Stony Brook	60 (2x), vs. Duquesne
Field Goal Pct.	48.4%, vs. Duquesne	32.0%, at Penn	46.3%, at Penn	38.8%, at Stony Brook
First Half FG%	37.5%, at Stony Brook	27.2%, at Penn	53.3%, vs. Duquesne	38.2%, at Stony Brook
Second Half FG%	60.6%, vs. Duquesne	28.6%, at Stony Brook	48.4%, at Penn	32.7%, at Winthrop
3-Pt FG Made	13, at Winthrop	4 (2x), at Stony Brook	9, vs. Duquesne	3 (2x), at Stony Brook
3-Pt FG Attempted	31, at Winthrop	21, at Stony Brook	20 (2x), at Penn	7, at Winthrop
3-Pt FG %	41.9%, at Winthrop	14.3%, at Penn	45.0%, vs. Duquesne	21.4%, at Stony Brook
Free Throws Made	11, at Winthrop	2, at Stony Brook	13, vs. Duquesne	4, at Stony Brook
Free Throws Att.	21, at Winthrop	2, at Stony Brook	17 (2x), vs. Duquesne	6, at Stony Brook
Free Throw %	100.0% (2x), at Stony Brook	52.4%, at Winthrop	76.5%, vs. Duquesne	58.3%, at Penn
Offensive Rebounds	12, at Winthrop	7, at Stony Brook	18, at Penn	11, vs. Duquesne
Defensive Rebounds	27, at Winthrop	19, vs. Duquesne	28 (2x), at Stony Brook	19, vs. Duquesne
Rebounds	39, at Winthrop	29, at Penn	45, at Stony Brook	30, vs. Duquesne
Assists	17, at Winthrop	8, at Stony Brook	23, at Penn	11 (2x), at Stony Brook
Turnovers	24, at Penn	16, at Winthrop	18, at Penn	14, vs. Duquesne
Steals	8, at Penn	4 (2x), at Stony Brook	13, at Penn	5, at Winthrop
Blocked Shots	2 (2x), at Stony Brook	0, at Penn	4, vs. Duquesne	1, at Winthrop
Fouls	17, at Penn	8, at Stony Brook	23, at Winthrop	8, at Stony Brook



0 • DE'JAH WILLIAMS

RS SOPHOMORE • GUARD/FORWARD • 5-11 • PHILADELPHIA, PA

4.8 PPG, 2.0 RPG, 0.0 APG, 52.9 FG%, 0.0 3FG%, 50.0 FT%, 11.8 MIN/G

Pre-Iona (Albany) Highlights

- Redshirted her freshman season
- Appeared in 20 games in 2018-19
- Posted a career-best four points against Manhattan (Nov. 14) and against CCSU (Dec. 5)

Pre-Iona (Highschool) Highlights

- Played at Imhotep Charter High School and averaged 16 points and seven rebounds per game as a senior
- First Team All-Public League in her junior and senior seasons
- Public League Champions in her junior year

SEASON HIGHS

Points11, at PENN (11/17/19)
Rebounds6, at WIN (11/9/19)
Field Goals5, at PENN (11/17/19)
3PT Field Goals0
Free Throws1, at PENN (11/17/19)
Assists0
Blocks0
Steals1, at PENN (11/17/19)
Minutes17, at WIN (11/9/19)

CAREER HIGHS

Points11, at PENN (11/17/19)
Rebounds6, at WIN (11/9/19)
Field Goals5, at PENN (11/17/19)
3PT Field Goals1, 2x (at MAINE, 1/12/19)
Free Throws2, vs. UML (1/16/19)
Assists2, 2x (vs. UML, 1/16/19)
Blocks0
Steals2, at HART (1/26/19)
Minutes18, 2x (at HART, 1/26/19)

SUPERLATIVES

	SEASON	CAREER
10+ points	1	1
20+ points	-	-
30+ points	-	-
5+ rebounds	1	1
10+ rebounds	-	-
5+ assists	-	-
10+ assists	-	-
Double-doubles	-	-
Led in points	-	-
Led in rebounds	-	-
Led in assists	-	-
Led in blocks	-	-
Led in steals	-	-

AWARDS

DOUBLE-DIGIT EFFORTS

YEAR	2016-17	2017-18	2018-19	2019-20	Total
Points	-	-	-	1 (0-1)	1
Rebounds	-	-	-	-	0
Assists	-	-	-	-	0



1 • AISTE VAITEKUNAITE

RS FRESHMAN • GUARD/FORWARD • 6-3 • SIAULIAI, LITHUANIA

2.0 PPG, 2.5 RPG, 0.0 APG, 14.3 FG%, 0.0 3FG%, 100.0 FT%, 9.0 MIN/G

Pre-Iona Highlights

- Comes to Iona having most recently played at Putnam Science Academy

SEASON HIGHS

Points4, at PENN (11/17/19)
Rebounds3, at SBU (11/21/19)
Field Goals1, at PENN (11/17/19)
3PT Field Goals0
Free Throws2, at PENN (11/17/19)
Assists0
Blocks0
Steals0
Minutes9, 2x (at SBU, 11/21/19)

CAREER HIGHS

Points4, at PENN (11/17/19)
Rebounds3, at SBU (11/21/19)
Field Goals1, at PENN (11/17/19)
3PT Field Goals0
Free Throws2, at PENN (11/17/19)
Assists0
Blocks0
Steals0
Minutes9, 2x (at SBU, 11/21/19)

SUPERLATIVES

	SEASON	CAREER
10+ points	-	-
20+ points	-	-
30+ points	-	-
5+ rebounds	-	-
10+ rebounds	-	-
5+ assists	-	-
10+ assists	-	-
Double-doubles	-	-
Led in points	-	-
Led in rebounds	-	-
Led in assists	-	-
Led in blocks	-	-
Led in steals	-	-

AWARDS

DOUBLE-DIGIT EFFORTS

YEAR	2016-17	2017-18	2018-19	2019-20	Total
Points	-	-	-	-	0
Rebounds	-	-	-	-	0
Assists	-	-	-	-	0



3 • MONICA BAREFIELD

RS JUNIOR • GUARD • 5-2 • JOLIET, IL

5.8 PPG, 2.3 RPG, 1.8 APG, 31.0 FG%, 25.0 3FG%, 100.0 FT%, 25.5 MIN/G

2018-19 Highlights

- Scored a career-best 20 PTS in loss at SIE (1/6)
- Led unit with 13 PTS in win at MON (2/15)
- Grabbed a career-high 5 REB at SPU (2/28)

Pre-Iona Highlights

- Missed the 2017-18 season due to injury
- Played her first season at Garden City Community College
- Appeared in 29 games as a freshman in 2016-17 and averaged 13.2 PTS, 2.7 REB and 2.3 AST per game
- Played at Joliet Central High School and averaged 19.5 PTS, 3 REB, 5 AST and 2 BLK per game

SEASON HIGHS

Points 10, vs. DUQ (11/15/19)
Rebounds 4, vs. DUQ (11/15/19)
Field Goals 4, vs. DUQ (11/15/19)
3PT Field Goals 2, 2x (at SBU, 11/21/19)
Free Throws 1, at PENN (11/17/19)
Assists 2, 3x (at SBU, 11/21/19)
Blocks 0
Steals 1, at PENN (11/17/19)
Minutes 29, at SBU (11/21/19)

CAREER HIGHS

Points 20, at SIE (1/6/19)
Rebounds 5 at SPU (2/28/19)
Field Goals 7, 2x (at SIE, 1/6/19)
3PT Field Goals 4, at SIE (1/6/19)
Free Throws 4, 2x (vs. MAN, 2/22/19)
Assists 5 at SPU (2/28/19)
Blocks 2, vs. RID (1/16/19)
Steals 2, 5x (at SPU, 2/28/19)
Minutes 36, vs. GW (11/18/18)

SUPERLATIVES

	SEASON	CAREER
10+ points	1	9
20+ points	-	1
30+ points	-	-
5+ rebounds	-	1
10+ rebounds	-	-
5+ assists	-	1
10+ assists	-	-
Double-doubles	-	-
Led in points	-	5
Led in rebounds	-	-
Led in assists	1	5
Led in blocks	-	1
Led in steals	-	4

AWARDS

DOUBLE-DIGIT EFFORTS

YEAR	2016-17	2017-18	2018-19	2018-19	Total
Points	-	-	8 (2-6)	1 (0-1)	9
Rebounds	-	-	-	-	0
Assists	-	-	-	-	0



5 • SHYAN MWAI

SOPHOMORE • GUARD • 5-6 • LOWELL, MA

13.3 PPG, 3.0 RPG, 1.3 APG, 35.1 FG%, 30.0 3FG%, 80.0 FT%, 34.5 MIN/G

2018-19 Highlights

- Scored new career-high 19 points in both of Iona's MAAC Championship games
- Had season-best 3 AST three times (at. TOL, vs. GW, at CAN)
- Two-time MAAC Rookie of the Week (12/3 & 12/10)

Pre-Iona Highlights

- She was a four-year All-Conference performer at Lowell High School. Additionally, she was a two-time All-League honoree
- Scored nearly 2,000 points in high school and was Player of the Year in 2017 and 2018
- Has volunteered at her local senior center where she wraps gifts for less fortunate kids around Christmas

SEASON HIGHS

Points 22, at WIN (11/9/19)
Rebounds 5, at SBU (11/21/19)
Field Goals 8, vs. DUQ (11/15/19)
3PT Field Goals 6, at WIN (11/9/19)
Free Throws 2, 2x (at PENN, 11/17/19)
Assists 3, at PENN (11/17/19)
Blocks 0
Steals 1, 2x (at SBU, 11/21/19)
Minutes 38, at WIN (11/9/19)

CAREER HIGHS

Points 22, at WIN (11/9/19)
Rebounds 5, 2x (at SBU, 11/21/19)
Field Goals 9, at SIE (3/7/19)
3PT Field Goals 6, at WIN (11/9/19)
Free Throws 4, vs. FOR (12/21/18)
Assists 3, 4x (at PENN, 11/17/19)
Blocks 1, 2x (vs. SIE, 2/7/19)
Steals 3, 2x (at MON, 2/12/19)
Minutes 40, vs. GW (11/18/18)

SUPERLATIVES

	SEASON	CAREER
10+ points	3	10
20+ points	1	1
30+ points	-	-
5+ rebounds	1	2
10+ rebounds	-	-
5+ assists	-	-
10+ assists	-	-
Double-doubles	-	-
Led in points	2	6
Led in rebounds	-	-
Led in assists	1	6
Led in blocks	-	2
Led in steals	1	7

AWARDS

2x MAAC Rookie of the Week 18-19

DOUBLE-DIGIT EFFORTS

YEAR	2016-17	2017-18	2018-19	2018-19	Total
Points	-	-	7 (2-5)	3 (1-2)	10
Rebounds	-	-	-	-	0
Assists	-	-	-	-	0



11 • PAULLA WEEKES

RS FRESHMAN • FORWARD • 5-10 • TORONTO, ONTARIO

3.0 PPG, 8.0 RPG, 0.0 APG, 33.3 FG%, 0.0 3FG%, 16.7 FT%, 21.0 MIN/G

Pre-Iona Highlights

- Three-time honor roll recipient at St. Joseph's College School and earned the school's Faith Award

SEASON HIGHS

Points 3, at WIN (11/9/19)
Rebounds 8, at WIN (11/9/19)
Field Goals 1, at WIN (11/9/19)
3PT Field Goals 0
Free Throws 1, at WIN (11/9/19)
Assists 0
Blocks 0
Steals 1, at WIN (11/9/19)
Minutes 21, at WIN (11/9/19)

CAREER HIGHS

Points 3, at WIN (11/9/19)
Rebounds 8, at WIN (11/9/19)
Field Goals 1, 2x (at WIN ,11/9/19)
3PT Field Goals 0
Free Throws 1, at WIN (11/9/19)
Assists 1, at HOF (11/6/18)
Blocks 0
Steals 1, at WIN (11/9/19)
Minutes 21, at WIN (11/9/19)

SUPERLATIVES

	SEASON	CAREER
10+ points	-	-
20+ points	-	-
30+ points	-	-
5+ rebounds	1	1
10+ rebounds	-	-
5+ assists	-	-
10+ assists	-	-
Double-doubles	-	-
Led in points	-	-
Led in rebounds	-	-
Led in assists	-	-
Led in blocks	-	-
Led in steals	1	1

AWARDS

DOUBLE-DIGIT EFFORTS

YEAR	2016-17	2017-18	2018-19	2019-20	Total
Points	-	-	-	-	0
Rebounds	-	-	-	-	0
Assists	-	-	-	-	0



13 • LUCIA BECERRA PEREZ

FRESHMAN • GUARD • 5-7 • SAN CRISTOBAL DE LA LAGUNA, TENERIFE, SPAIN

1.0 PPG, 1.8 RPG, 0.3 APG, 25.0 FG%, 0.0 3FG%, --- FT%, 9.0 MIN/G

Pre-Iona Highlights

- Played with Tusli in Germany as a 12 year old and won the national championship
- Played with the Stirling Knights in Scotland at age 14
- At 16, she played in the Liga Femenina 2, one of the best senior leagues in Spain
- Competed in the Spanish Championship and doled out 58 assists in five games

SEASON HIGHS

Points 4, at SBU (11/21/19)
Rebounds 4, at PENN (11/17/19)
Field Goals 2, at SBU (11/21/19)
3PT Field Goals 0
Free Throws 0
Assists 1, vs. DUQ (11/15/19)
Blocks 0
Steals 2, at PENN (11/17/19)
Minutes 18, at SBU (11/21/19)

CAREER HIGHS

Points 4, at SBU (11/21/19)
Rebounds 4, at PENN (11/17/19)
Field Goals 2, at SBU (11/21/19)
3PT Field Goals 0
Free Throws 0
Assists 1, vs. DUQ (11/15/19)
Blocks 0
Steals 2, at PENN (11/17/19)
Minutes 18, at SBU (11/21/19)

SUPERLATIVES

	SEASON	CAREER
10+ points	-	-
20+ points	-	-
30+ points	-	-
5+ rebounds	-	-
10+ rebounds	-	-
5+ assists	-	-
10+ assists	-	-
Double-doubles	-	-
Led in points	-	-
Led in rebounds	-	-
Led in assists	-	-
Led in blocks	-	-
Led in steals	1	1

AWARDS

DOUBLE-DIGIT EFFORTS

YEAR	2016-17	2017-18	2018-19	2019-20	Total
Points	-	-	-	-	0
Rebounds	-	-	-	-	0
Assists	-	-	-	-	0



14 • MORGAN RACHU

SENIOR • GUARD • 5-8 • MARATHON, WI

13.8 PPG, 6.8 RPG, 1.5 APG, 47.5 FG%, 39.4 3FG%, 80.0 FT%, 33.0 MIN/G

2018-19 Highlights

- Grabbed a career-high 10 REB at TEM and SPU
- Scored 20 PTS in win over GW (11/18)
- Pulled down 5 or more REB in 24 of 31 contests

First Team twice

- Led team to an undefeated record and Wisconsin Collegiate Conference state title in 2017-18
- Averaged 48 points per game and Crossed 1,000 career-points with Wisconsin-Marathon Community College

Pre-Iona Highlights

- Played two seasons with Wisconsin-Marathon Community College
- Was named Player of the Year and All-Conference

SEASON HIGHS

Points 21, at WIN (11/9/19)
Rebounds 9, at WIN (11/9/19)
Field Goals 7, vs. DUQ (11/15/19)
3PT Field Goals 6, at WIN (11/9/19)
Free Throws 3, at WIN (11/9/19)
Assists 2, 2x (at SBU, 11/21/19)
Blocks 0
Steals 4, vs. DUQ (11/15/19)
Minutes 37, vs. DUQ (11/15/19)

CAREER HIGHS

Points 22, at NIAG (2/2/19)
Rebounds 10, 2x (at SPU, 2/28/19)
Field Goals 8, at NIAG (2/2/19)
3PT Field Goals 6, 2x (at WIN, 11/9/19)
Free Throws 6, vs. STJ (11/9/18)
Assists 3, at MON (2/15/19)
Blocks 0
Steals 5, at TEM (12/6/18)
Minutes 40, 8x (vs. RID, 3/8/19)

SUPERLATIVES

	SEASON	CAREER
10+ points	2	22
20+ points	2	4
30+ points	-	-
5+ rebounds	4	28
10+ rebounds	-	2
5+ assists	-	-
10+ assists	-	-
Double-doubles	-	-
Led in points	2	17
Led in rebounds	3	17
Led in assists	1	5
Led in blocks	-	-
Led in steals	3	18

AWARDS

DOUBLE-DIGIT EFFORTS

YEAR	2016-17	2017-18	2018-19	2019-20	Total
Points	-	-	20 (4-16)	2 (1-1)	22
Rebounds	-	-	2 (1-1)	-	2
Assists	-	-	-	-	0



15 • NIKKI WORNER

FRESHMAN • FORWARD • 5-9 • CANBERRA, AUSTRALIA

0.0 PPG, 0.5 RPG, 0.0 APG, 0.0 FG%, 0.0 3FG%, --- FT%, 2.5 MIN/G

Pre-Iona Highlights

- Played three seasons with Lyneham High School and two with Lake Ginninderra College
- Played for the Canberra Capitals Academy in the South East Australian Basketball League at 17
- Won bronze at the U17 Australian Championships Division 1 and won silver in the Championship Division

SEASON HIGHS

Points 0
Rebounds 1, at SBU (11/21/19)
Field Goals 0
3PT Field Goals 0
Free Throws 0
Assists 0
Blocks 0
Steals 0
Minutes 3, at SBU (11/21/19)

CAREER HIGHS

Points 0
Rebounds 1, at SBU (11/21/19)
Field Goals 0
3PT Field Goals 0
Free Throws 0
Assists 0
Blocks 0
Steals 0
Minutes 3, at SBU (11/21/19)

SUPERLATIVES

	SEASON	CAREER
10+ points	-	-
20+ points	-	-
30+ points	-	-
5+ rebounds	-	-
10+ rebounds	-	-
5+ assists	-	-
10+ assists	-	-
Double-doubles	-	-
Led in points	-	-
Led in rebounds	-	-
Led in assists	-	-
Led in blocks	-	-
Led in steals	-	-

AWARDS

DOUBLE-DIGIT EFFORTS

YEAR	2016-17	2017-18	2018-19	2019-20	Total
Points	-	-	-	-	0
Rebounds	-	-	-	-	0
Assists	-	-	-	-	0



21 • GABRIELLE JOSEPH

SOPHOMORE • FORWARD • 5-11 • NORWALK, CT

1.5 PPG, 1.0 RPG, 0.0 APG, 50.0 FG%, --- 3FG%, 100.0 FT%, 10.0 MIN/G

2018-19 Highlights

- Made first career start vs. SBU (12/11), grabbed 6 REB
- Scored 8 PTS on perfect 4-4 FG against TOL (11/14)
- Pulled down a career-high 9 REB (7 OFF.) vs. FFD (1/24)

Pre-Iona Highlights

- Was a three-sport athlete at Notre Dame Catholic High school. Played basketball, volleyball and competed in track & field
- She was a SWC all-conference, Hearst Media basketball all-star, two-time All-state, and All-Patriot league basketball performer

SEASON HIGHS

Points 3, vs. DUQ (11/15/19)
Rebounds 3, vs. DUQ (11/15/19)
Field Goals 2, vs. DUQ (11/15/19)
3PT Field Goals 0
Free Throws 2, vs. DUQ (11/15/19)
Assists 0
Blocks 1, vs. DUQ (11/15/19)
Steals 0
Minutes 22, vs. DUQ (11/15/19)

CAREER HIGHS

Points 10, at SPU (2/28/19)
Rebounds 9, vs. FFD (1/24/19)
Field Goals 5, at SPU (2/28/19)
3PT Field Goals 0
Free Throws 4, vs. FFD (1/24/19)
Assists 1, 7x (at MON, 2/15/19)
Blocks 2, at MAN (1/18/19)
Steals 2, 3x (vs. SPU, 2/17/19)
Minutes 31, at MAN (1/18/19)

SUPERLATIVES

	SEASON	CAREER
10+ points	-	-
20+ points	-	-
30+ points	-	-
5+ rebounds	-	9
10+ rebounds	-	-
5+ assists	-	-
10+ assists	-	-
Double-doubles	-	-
Led in points	-	-
Led in rebounds	-	3
Led in assists	-	-
Led in blocks	1	3
Led in steals	-	3

AWARDS

DOUBLE-DIGIT EFFORTS

YEAR	2016-17	2017-18	2018-19	2019-20	Total
Points	-	-	1 (1-0)	-	1
Rebounds	-	-	-	-	0
Assists	-	-	-	-	0



22 • JUANA CAMILION

SOPHOMORE • GUARD • 5-10 • PALMA DE MALLORCA, SPAIN

8.3 PPG, 1.8 RPG, 3.5 APG, 38.2 FG%, 25.0 3FG%, 75.0 FT%, 29.3 MIN/G

2018-19 Highlights

- Scored career-best 22 PTS vs. RID (1/16)
- Dished out seven assists against NIAG and RID
- Knocked down game-winning basket at MON (2/15)
- Appeared in first collegiate game at KU (11/25) and registered 6 PTS, 1 REB and 1 AST

Pre-Iona Highlights

- Played for Picken Claret and was part of four straight Mallorca and Baleares conference championship teams
- Played for the U18 Spanish National Team at the European Championship

SEASON HIGHS

Points 11, vs. DUQ (11/15/19)
Rebounds 3, at WIN (11/9/19)
Field Goals 4, 2x (at SBU, 11/21/19)
3PT Field Goals 1, 4x (at SBU, 11/21/19)
Free Throws 2, vs. DUQ (11/15/19)
Assists 8, vs. DUQ (11/15/19)
Blocks 1, at SBU (11/21/19)
Steals 2, at PENN (11/17/19)
Minutes 35, at SBU (11/21/19)

CAREER HIGHS

Points 26, at SIE (3/7/19)
Rebounds 9, at SIE (3/7/19)
Field Goals 8, 2x (at SIE, 3/7/19)
3PT Field Goals 4, vs. RID (1/16/19)
Free Throws 8, 2x (at SIE, 3/7/19)
Assists 8, vs. DUQ (11/15/19)
Blocks 2 at SPU (2/28/19)
Steals 4, at MON (2/15/19)
Minutes 40, 5x (vs. RID, 3/8/19)

SUPERLATIVES

	SEASON	CAREER
10+ points	1	10
20+ points	-	2
30+ points	-	-
5+ rebounds	-	8
10+ rebounds	-	-
5+ assists	1	4
10+ assists	-	-
Double-doubles	-	-
Led in points	1	5
Led in rebounds	-	2
Led in assists	1	11
Led in blocks	1	3
Led in steals	3	9

AWARDS

DOUBLE-DIGIT EFFORTS

YEAR	2016-17	2017-18	2018-19	2019-20	Total
Points	-	-	9 (4-5)	1 (0-1)	10
Rebounds	-	-	-	-	0
Assists	-	-	-	-	0



24 • SHAYLA MIDDLEBROOKS

RS JUNIOR • GUARD • 5-9 • OBERLIN, OH

--- PPG, --- RPG, --- APG, --- FG%, --- 3FG%, --- FT%, --- MIN/G

2018-19 Highlights

- Scored career-high 6 PTS vs. FFD (1/24)
- Made first career start and scored first points as a Gael vs. STJ (11/9)
- Pulled down a career-best 9 REB at NIAG (2/2)

2017-18 Highlights

- Didn't play due to NCAA transfer regulations

Pre-Iona Highlights

- Played her freshman season at Middle Tennessee State
- Appeared in 8 games; made collegiate debut against Ohio (11/30/16)

SEASON HIGHS

Points	0
Rebounds	0
Field Goals	0
3PT Field Goals	0
Free Throws	0
Assists	0
Blocks	0
Steals	0
Minutes	0

CAREER HIGHS

Points	6, vs. FFD (1/24/19)
Rebounds	9, at NIAG (2/2/19)
Field Goals	3, at SPU (2/28/19)
3PT Field Goals	1, 7x (at SPU, 2/28/19)
Free Throws	2, at UAB (1/1/17)
Assists	2, 4x (vs. FFD, 1/24/19)
Blocks	1, 3x (vs. FFD, 1/24/19)
Steals	2, 3x (at NIAG, 2/2/19)
Minutes	38, vs. FFD (1/24/19)

SUPERLATIVES

SEASON	CAREER
10+ points	-
20+ points	-
30+ points	-
5+ rebounds	5
10+ rebounds	-
5+ assists	-
10+ assists	-
Double-doubles	-
Led in points	-
Led in rebounds	3
Led in assists	2
Led in blocks	-
Led in steals	2

AWARDS

DOUBLE-DIGIT EFFORTS

YEAR	2016-17	2017-18	2018-19	2019-20	Total
Points	-	-	-	-	0
Rebounds	-	-	-	-	0
Assists	-	-	-	-	0



25 • TANAYJA LONDON

FRESHMAN • FORWARD • 5-11 • NEW HAVEN, CT

--- PPG, --- RPG, --- APG, --- FG%, --- 3FG%, --- FT%, --- MIN/G

Pre-Iona Highlights

- 2019 Class L State Champ (MVP) and Gatorade Player of the Year finalist
- New Haven Register All-State selection and a CHSCA All-State honoree in high school

SEASON HIGHS

Points	0
Rebounds	0
Field Goals	0
3PT Field Goals	0
Free Throws	0
Assists	0
Blocks	0
Steals	0
Minutes	0

CAREER HIGHS

Points	0
Rebounds	0
Field Goals	0
3PT Field Goals	0
Free Throws	0
Assists	0
Blocks	0
Steals	0
Minutes	0

SUPERLATIVES

SEASON	CAREER
10+ points	-
20+ points	-
30+ points	-
5+ rebounds	-
10+ rebounds	-
5+ assists	-
10+ assists	-
Double-doubles	-
Led in points	-
Led in rebounds	-
Led in assists	-
Led in blocks	-
Led in steals	-

AWARDS

DOUBLE-DIGIT EFFORTS

YEAR	2016-17	2017-18	2018-19	2019-20	Total
Points	-	-	-	-	0
Rebounds	-	-	-	-	0
Assists	-	-	-	-	0



33 • TORI LESKO

RS JUNIOR • GUARD/FORWARD • 5-10 • HARRISBURG, PA

6.0 PPG, 6.8 RPG, 4.0 APG, 50.0 FG%, --- 3FG%, 66.7 FT%, 32.0 MIN/G

2018-19 Highlights

- Recorded first career double-double vs. NIAG (1/12)
- Tied career-high with 14 PTS vs. RID (1/16)
- Knocked down a career-best 7 FT twice

2017-18 Highlights

- Appeared in just six games due to injury
- Scored a season-high 10 PTS vs. TEM & DUQ
- Played 39 MIN at JAX & finished with 7 PTS, 7 REB & 2 AST

2016-17 Highlights

- Appeared in 31 games, starting 18 games
- Averaged 25.9 MIN, 3.8 PTS/G while shooting 44.1%
- Scored career-high 14 PTS in first career game vs. SBU
- Collected a season-high 10 REB and nine assists vs. MAN

SEASON HIGHS

Points8, 3x (at SBU, 11/21/19)
Rebounds13, vs. DUQ (11/15/19)
Field Goals4, vs. DUQ (11/15/19)
3PT Field Goals0
Free Throws4, at WIN (11/9/19)
Assists8, at WIN (11/9/19)
Blocks1, at WIN (11/9/19)
Steals1, 2x (at SBU, 11/21/19)
Minutes39, at WIN (11/9/19)

CAREER HIGHS

Points14, 2x (vs. RID, 1/16/19)
Rebounds15, vs. MAN (2/22/19)
Field Goals6, 2x (at HOF, 11/6/18)
3PT Field Goals2, at MRST (1/21/19)
Free Throws7, 2x (vs. MAN, 2/22/19)
Assists9, vs. MAN (12/2/16)
Blocks1, 10x (at WIN, 11/9/19)
Steals4, at NT (11/26/16)
Minutes40, 3x (at MAN, 1/18/19)

SUPERLATIVES

	SEASON	CAREER
10+ points	-	10
20+ points	-	-
30+ points	-	-
5+ rebounds	2	31
10+ rebounds	1	6
5+ assists	1	8
10+ assists	-	-
Double-doubles	-	1
Led in points	-	4
Led in rebounds	1	16
Led in assists	3	31
Led in blocks	1	6
Led in steals	2	16

AWARDS

2017-18: MAAC All-Academic Team
2018-19: MAAC All-Academic Team

DOUBLE-DIGIT EFFORTS

YEAR	2016-17	2017-18	2018-19	2019-20	Total
Points	1 (1-0)	2 (0-2)	6 (0-6)	-	9
Rebounds	1 (1-0)	-	4 (1-3)	1 (0-1)	6
Assists	-	-	-	-	0



34 • ADAORA ONWUMELU

FRESHMAN • FORWARD • 6-2 • DOUGLASVILLE, GA

--- PPG, --- RPG, --- APG, --- FG%, --- 3FG%, --- FT%, --- MIN/G

Pre-Iona Highlights

- All-Region first team selection at Lithia Springs High School
- Three-sport athlete; played basketball, track and volleyball
- Played AAU basketball with Hoop Dreams Athletics

SEASON HIGHS

Points0
Rebounds0
Field Goals0
3PT Field Goals0
Free Throws0
Assists0
Blocks0
Steals0
Minutes0

CAREER HIGHS

Points0
Rebounds0
Field Goals0
3PT Field Goals0
Free Throws0
Assists0
Blocks0
Steals0
Minutes0

SUPERLATIVES

	SEASON	CAREER
10+ points	-	-
20+ points	-	-
30+ points	-	-
5+ rebounds	-	-
10+ rebounds	-	-
5+ assists	-	-
10+ assists	-	-
Double-doubles	-	-
Led in points	-	-
Led in rebounds	-	-
Led in assists	-	-
Led in blocks	-	-
Led in steals	-	-

AWARDS

DOUBLE-DIGIT EFFORTS

YEAR	2016-17	2017-18	2018-19	2019-20	Total
Points	-	-	-	-	0
Rebounds	-	-	-	-	0
Assists	-	-	-	-	0



44 • JODI-MARIE RAMIL

RS SENIOR • FORWARD • 6-2 • BINGHAMTON, NY

0.0 PPG, 1.3 RPG, 0.3 APG, 0.0 FG%, --- 3FG%, --- FT%, 5.3 MIN/G

2018-19 Highlights

- Registered career-highs in PTS and REB at MRST (1/21)
- Scored 6 PTS on 3 FG three times
- Swatted four shots at SPU (2/28)

Pre-Iona Highlights

- Came to Iona having sat out the 2017-18 season at Binghamton University
- Played her freshman and sophomore seasons with Georgetown
- Averaged 1.3 points and 1.6 rebounds per game in 20 contests as a rookie in 2015-16

SEASON HIGHS

Points0
Rebounds..... 2, 2x (at SBU, 11/21/19)
Field Goals0
3PT Field Goals.....0
Free Throws0
Assists1, at SBU (11/21/19)
Blocks..... 1, 2x (at SBU, 11/21/19)
Steals.....0
Minutes6, at SBU (11/21/19)

CAREER HIGHS

Points 9, at MRST (1/21/19)
Rebounds..... 11, at MRST (1/21/19)
Field Goals 4, at MRST (1/21/19)
3PT Field Goals.....0
Free Throws 4, 2x (at NIAG, 2/2/19)
Assists 2, at TOL (11/14/18)
Blocks..... 4, at SPU (2/28/19)
Steals..... 2, 3x (vs. CAN, 1/10/19)
Minutes 38, vs. STJ (11/9/18)

SUPERLATIVES

	SEASON	CAREER
10+ points	-	-
20+ points	-	-
30+ points	-	-
5+ rebounds	-	8
10+ rebounds	-	1
5+ assists	-	-
10+ assists	-	-
Double-doubles	-	-
Led in points	-	-
Led in rebounds	-	2
Led in assists	-	-
Led in blocks	2	7
Led in steals	-	1

AWARDS

DOUBLE-DIGIT EFFORTS

YEAR	2016-17	2017-18	2018-19	2019-20	Total
Points	-	-	-	-	0
Rebounds	-	-	1 (0-1)	-	1
Assists	-	-	-	-	0

All-Time Win-Loss Records

Year	Coach	W	L	Pct	PF	Avg.	PA	Avg.	Home	Away	Neutral	MAAC	Home	Away	Tourney
1974-75	Sandie Capifali	12	5	.706	994	58.5	694	40.8	7-3	2-2	3-0	-	-	-	-
1975-76	Sandie Capifali	12	8	.600	1,276	63.8	946	47.3	5-2	6-4	1-2	-	-	-	-
1976-77	Sandie Capifali	24	8	.750	2,190	68.4	1,650	51.6	16-3	6-3	2-2	-	-	-	-
1977-78	Sandie Capifali	16	13	.552	1,846	63.7	1,705	58.8	10-2	6-7	0-4	-	-	-	-
1978-79	Sandie Capifali	19	10	.655	1,911	65.9	1,766	60.9	11-4	4-5	4-1	-	-	-	-
1979-80	Sandie Capifali	14	12	.538	1,739	66.9	1,700	65.4	8-6	6-5	0-1	-	-	-	-
1980-81	Sandie Capifali	12	18	.400	2,007	66.9	2,037	67.9	9-7	2-6	1-5	-	-	-	-
1981-82	Sandie Capifali	14	12	.538	1,596	61.4	1,592	61.2	8-5	6-4	0-3	3-2	1-1	2-1	0-2
1982-83	Sandie Capifali	11	15	.423	1,568	60.3	1,645	63.3	8-6	3-8	0-1	3-7	3-2	0-5	0-0
1983-84	Sandie Capifali	7	21	.250	1,668	59.6	1,876	67.0	4-12	3-8	0-1	3-9	2-6	1-3	0-1
1984-85	RoseMarie Battaglia	9	18	.333	1,777	65.8	1,957	72.5	5-6	3-9	0-1	2-10	1-5	1-5	0-0
1985-86	RoseMarie Battaglia	8	23	.258	2,141	69.1	2,425	78.2	2-12	5-9	1-2	1-11	0-6	1-5	0-1
1986-87	RoseMarie Battaglia	11	17	.393	2,090	74.6	2,361	84.3	9-4	1-9	1-4	4-8	4-2	0-6	0-1
1987-88	RoseMarie Battaglia	6	22	.214	2,065	73.8	2,457	87.8	4-12	2-9	0-1	1-11	0-6	1-5	0-1
1988-89	Fran Clemente	9	19	.321	1,737	62.0	1,902	67.9	4-7	3-9	2-3	1-11	0-6	1-5	0-1
1989-90	Fran Clemente	3	25	.107	1,639	58.5	1,974	70.5	2-10	1-11	0-4	2-8	1-4	1-4	0-1
1990-91	Fran Clemente	5	24	.172	1,529	52.7	1,978	68.2	3-9	1-13	1-2	2-14	2-6	0-8	1-1
1991-92	Fran Clemente	5	24	.172	1,587	54.7	1,944	67.0	3-10	1-12	1-2	0-16	0-8	0-8	1-1
1992-93	Fran Clemente	12	15	.444	1,695	62.8	1,717	63.6	8-5	4-9	0-1	5-9	4-3	1-6	0-1
1993-94	Harry Hart	7	20	.259	1,639	60.7	1,906	70.6	4-8	3-11	0-1	5-9	4-3	1-6	0-1
1994-95	Harry Hart	4	23	.148	1,544	57.2	1,965	72.8	2-9	1-12	1-2	1-13	0-7	1-6	0-1
1995-96	Harry Hart	7	20	.259	1,603	59.4	1,891	70.0	3-10	4-9	0-1	3-11	1-6	2-5	0-1
1996-97	Harry Hart	7	20	.259	1,650	61.1	1,801	66.7	4-6	2-13	1-1	5-9	3-4	2-5	0-1
1997-98	Michelle Brusseau	10	17	.370	1,634	60.5	1,734	64.2	6-6	4-8	0-3	9-9	5-4	4-5	0-1
1998-99	Michelle Brusseau	11	16	.407	1,704	63.1	1,791	66.3	5-5	6-9	0-2	8-10	4-5	4-5	0-1
1999-00	Michelle Brusseau	8	20	.286	1,826	65.2	2,010	71.8	5-8	3-10	0-2	6-12	4-5	2-7	0-1
2000-01	Michelle Brusseau	9	19	.321	1,738	62.1	1,959	70.0	5-8	4-9	0-2	6-12	3-6	3-6	0-1
2001-02	Michelle Brusseau	8	21	.276	1,729	59.6	2,020	69.7	5-8	2-12	1-1	5-13	3-6	2-7	1-1
2002-03	Anthony Bozzella	1	27	.036	1,539	55.0	1,985	70.9	0-12	1-14	0-1	0-18	0-9	0-9	0-1
2003-04	Anthony Bozzella	7	21	.250	1,759	62.8	1,882	67.2	3-8	4-11	0-2	6-12	3-6	3-6	0-1
2004-05	Anthony Bozzella	6	22	.214	1,770	63.2	2,053	73.3	3-10	3-10	0-2	4-14	3-6	1-8	0-1
2005-06	Anthony Bozzella	17	12	.586	1,959	67.6	1,913	66.0	8-4	8-6	1-2	13-5	6-3	7-2	1-1
2006-07	Anthony Bozzella	21	13	.618	2,105	61.9	2,052	60.4	11-2	8-10	2-1	13-5	8-1	5-4	2-1
2007-08	Anthony Bozzella	20	14	.588	2,401	70.6	2,287	67.3	9-4	8-9	3-1	11-7	6-3	5-4	2-1
2008-09	Anthony Bozzella	18	13	.581	1,971	63.6	1,891	61.0	8-5	9-7	1-1	10-8	5-4	5-4	1-1
2009-10	Anthony Bozzella	18	14	.563	2,050	64.1	2,051	61.6	10-4	7-7	1-3	13-5	7-2	6-3	1-1
2010-11	Anthony Bozzella	11	20	.355	1,815	58.5	1,972	63.6	6-6	5-11	0-3	7-11	4-5	3-6	0-1
2011-12	Anthony Bozzella	13	18	.419	1,951	62.9	2,103	67.8	9-4	3-13	1-1	8-10	6-3	2-7	1-1
2012-13	Anthony Bozzella	20	13	.606	2,148	65.1	2,085	63.2	9-3	9-9	2-1	13-5	7-2	6-3	2-1
2013-14	Billi Chambers	26	6	.813	2,380	74.4	2,165	67.7	13-3	12-2	1-1	18-2	9-1	9-1	1-1
2014-15	Billi Chambers	15	15	.517	2,071	69.0	1,988	66.3	8-6	7-8	0-1	12-8	6-4	6-4	0-1
2015-16	Billi Chambers	23	12	.657	2,187	62.5	2,000	57.1	11-2	9-8	3-2	16-4	9-1	7-3	3-0
2016-17	Billi Chambers	18	13	.581	1,836	59.2	1,785	57.6	11-4	6-8	1-1	12-8	7-3	5-5	1-1
2017-18	Billi Chambers	2	28	.067	1,571	52.4	1,983	66.1	1-13	1-14	0-1	2-16	1-8	1-8	0-1
2018-19	Billi Chambers	5	26	.161	1,461	47.1	1,963	63.3	2-13	3-12	0-1	3-15	1-8	2-7	1-1
2019-20	Billi Chambers	1	3	.250	224	56.0	270	67.5	0-1	1-2	0-0	0-0	0-0	0-0	0-0
UNDER CHAMBERS		90	103	.466	11,730	60.8	12,083	62.6	46-42	39-54	5-7	63-53	33-25	30-28	6-5
OVERALL		522	775	.402	81,385	62.7	85,941	66.3	287-297	198-396	37-82	236-367	132-171	104-196	19-36

Iona College - Individual Records - Career Records

PLAYERS IN BOLD ACTIVE

SCORING

1. Damika Martinez	2581
2. Joy Adams	1897
2. Maggie Timoney	1894
4. Patty Reynolds	1683
5. Megan Cobb	1548
6. Karen Culbertson	1456
7. Celeste Grier	1441
8. Joanne Ryan	1421
9. Michelle Fahy	1415
Linda McKetney	1415
11. Kristina Ford	1323
12. Maria Johnson	1299
13. Tiara Headen	1294
14. Thazina Cook	1283
15. Suzanne Radday	1248
16. Alexis Lewis	1227
17. Margaret Collins	1174
18. Anda Ivkovic	1163
19. Debbie Stephens	1131
20. Marina Lizarazu	1122
21. Maggie Muldoon	1080
22. Emily Mojica	1078
23. Noreen Winterfeldt	1064
24. Anna McLean	1060
25. Aaliyah Robinson	1052
26. Lauren DeFalco	1035
27. Kim Gore	1023
28. Joan O'Connor	925
29. Aleesha Powell	918
30. Karen Shutz	885
31. Claire Pare	832
32. Toni Horvath	825
33. Jennifer Spafford	811
34. Karen Hennessey	809
35. Jeannie Taylor	786
36. Martina Weber	757
37. Regan Pettijohn	751
38. Beth Padian	730
39. Nancy Seltzer	728
40. Meg Abele	725
41. Kathy Touns	721
42. Jessica Atfinelly	698
43. Katie Ulrich	686
44. Tomica Basic	685
45. Teresa Tacopina	677
46. Eileen O'Connor	672
47. Melissa Yeagley	647
48. Diana Hubbard	610
49. Pam Clemente	604
50. Treyanna Clay	587

SCORING AVERAGE

1. Damika Martinez	20.6
2. Maggie Timoney	16.6
3. Martina Weber	16.1
4. Patty Reynolds	15.3
5. Joy Adams	14.6
6. Megan Cobb	14.2
7. Karen Culbertson	13.3
8. Meg Abele	13.2
9. Celeste Grier	13.0
10. Joanne Ryan	12.9

FIELD GOALS

1. Damika Martinez	942
2. Joy Adams	726
3. Patty Reynolds	695
4. Joanne Ryan	649
5. Maggie Timoney	641
5. Linda McKetney	624
7. Celeste Grier	620
8. Maria Johnson	532
9. Michelle Fahy	521
10. Megan Cobb	518

FIELD GOAL ATTEMPTS

1. Damika Martinez	2124
2. Joy Adams	1559
3. Maggie Timoney	1540
4. Parry Reynolds	1520
5. Joanne Ryan	1459
6. Celeste Grier	1429
7. Kristina Ford	1327
8. Margaret Collins	1313
9. Linda McKetney	1255
10. Tiara Headen	1247

FIELD GOAL PERCENTAGE

(Min. 100 FG made)	
1. Linda McKetney	.554
2. Maria Johnson	.539
3. Martina Weber	.528
4. Anna McLean	.511
5. Trinetta Gooding	.505
6. Jessica Smith	.494
Katie Ulrich	.494
8. Michelle Fahy	.477
9. Lisa White	.474
10. Margaret Collins	.472

THREE-POINT FIELD GOALS

1. Damika Martinez	311
2. Aaliyah Robinson	242
3. Alexis Lewis	183
4. Lauren DeFalco	167
5. Jennifer Spafford	166
6. Suzanne Radday	159
7. Kristina Ford	155
8. Karen Culbertson	147
9. Melissa Yeagley	134
10. Toni Horvath	131

THREE-POINT FIELD GOAL ATTEMPTS

1. Damika Martinez	773
2. Aaliyah Robinson	649
3. Suzanna Radday	577
4. Jennifer Spafford	558
5. Alexis Lewis	535
6. Kristina Ford	484
7. Lauren DeFalco	472
8. Karen Culbertson	443
9. Melissa Yeagley	409
10. Toni Horvath	375

THREE-POINT FIELD GOAL PERCENTAGE

(Min. 100 Attempts)	
1. Damika Martinez	.402
2. Maggie Timoney	.387
3. Milica Paligoric	.379
4. Cassidee Ranger	.375
5. Aaliyah Robinson	.373
6. Thazina Cook	.362
7. Lauren DeFalco	.3548
8. Tiara Headen	.354
9. Meg Abele	.346
10. Alexis Lewis	.342

FREE THROW ATTEMPTS

1. Maggie Timoney	628
2. Joy Adams	602
3. Megan Cobb	593
4. Maria Johnson	502
5. Debbie Stephens	489
6. Damika Martinez	461
7. Karen Culbertson	440
8. Michele Fahy	438
9. Anda Ivkovic	421
10. Anna McLean	399

FREE THROWS MADE

1. Maggie Timoney	518
2. Megan Cobb	474
3. Joy Adams	412
4. Damika Martinez	386
5. Karen Culbertson	372
6. Michelle Fahy	359
7. Debbie Stephens	315
8. Anda Ivkovic	304
9. Thazina Cook	297
10. Patty Reynolds	286

FREE THROWS PERCENTAGE

(Min. 150 Attempts)	
1. Karen Culbertson	.845
2. Damika Martinez	.837
3. Meg Abele	.833
4. Maggie Timoney	.824
5. Karen Shutz	.822
6. Michele Fahy	.820
7. Melissa Yeagley	.811
8. Megan Cobb	.799
9. Suzi Fregosi	.792
10. Tiara Headen	.790

REBOUNDS

1. Joy Adams	1590
2. Linda McKetney	1430
3. Maria Johnson	1176
4. Anna McLean	886
5. Debbie Stephens	789
6. Celeste Grier	737
7. Kristina Ford	722
8. Michelle Fahy	706
9. Alexis Lewis	674
10. Regan Pettijohn	664

REBOUNDING AVERAGE

1. Linda McKetney	12.9
2. Joy Adams	12.2
3. Maria Johnson	10.1
4. Delia Newson	8.0
5. Debbie Stephens	7.4
6. Lori Page	7.3
7. Alexis Lewis	7.0
8. Anna McLean	6.9
9. Dorothy Bunyan	6.7
Martina Weber	6.7

ASSISTS

1. Suzi Fregosi	531
2. Toni Horvath	527
3. Kathy Touns	473
4. Marina Lizarazu	470
5. Karen Shutz	443
6. Patty Reynolds	393
7. Haley D'Angelo	333
8. Suzanna Radday	329
9. Lauren DeFalco	315
10. Jean Burks	298

ASSISTS PER GAME

1. Marina Lizarazu	5.1
2. Toni Horvath	4.6
3. Kathy Touns	4.2
4. Karen Shutz	4.1
5. Suzi Fregosi	4.0
6. Patty Reynolds	3.6
7. Suzanne Radday	3.2
8. Aleesha Powell	3.0
Patty Warner	3.0
10. Haley D'Angelo	2.8

BLOCKS

1. Sabrina Jeridore	230
2. Anna McLean	185
3. Karynda DuPree	164
4. Joan O'Connor	128
5. Pam Clemente	110
6. Katie Smith	89
7. Joy Adams	83
8. Rebekah Dotsey	82
9. Kristina Ford	76
10. Delia Newson	73

BLOCKS PER GAME

1. Sabrina Jeridore	2.0
2. Karynda DuPree	1.7
3. Anna McLean	1.4
Delia Newson	1.4
5. Gina McClain	1.3
Joan O'Connor	1.3
7. Pam Clements	1.1
8. Rebekah Justice	1.0
Martina Weber	1.0
Rebekah Dotsey	1.0

Individual Records - Single Season

ACTIVE PLAYER IN BOLD

SCORING

1.	Damika Martinez	2014	771
2.	Damika Martinez	2015	715
3.	Damika Martinez	2013	598
4.	Maggie Timoney	1988	577
5.	Maggie Timoney	1987	557
6.	Joanna Ryan	1986	543
7.	Joy Adams	2014	538
8.	Michelle Fahy	2004	530
9.	Joy Adams	2016	503
10.	Damika Martinez	2012	497

SCORING AVERAGE

1.	Damika Martinez	2014	24.9
2.	Damika Martinez	2015	23.8
3.	Maggie Timoney	1988	20.6
4.	Maggie Timoney	1987	19.9
5.	Michelle Fahy	2004	18.9
6.	Damika Martinez	2013	18.1
7.	Joanne Ryan	1986	17.5
8.	Suzanna Radday	1997	17.3
9.	Megan Cobb	2000	17.1
10.	Martina Weber	2007	17.0

FIELD GOALS

1.	Damika Martinez	2014	273
2.	Damika Martinez	2015	260
3.	Joanne Ryan	1986	248
4.	Damika Martinez	2013	225
5.	Maggie Timoney	1987	208
6.	Joy Adams	2014	198
7.	Patty Reynolds	1990	193
8.	Celeste Grier	1981	191
9.	Linda McKetney	1979	189
10.	Michelle Fahy	2004	188
	Maria Johnson	1978	188

FIELD GOAL ATTEMPTS

1.	Joanne Ryan	1986	596
2.	Damika Martinez	2014	593
3.	Damika Martinez	2015	582
4.	Damika Martinez	2013	506
5.	Maggie Timoney	1987	464
6.	Maggie Timoney	1988	445
7.	Damika Martinez	2012	443
8.	Alexis Lewis	2017	442
	Joy Adams	2016	442
	Patty Reynolds	1990	442

FIELD GOAL PERCENTAGE

(Min. 100 Attempts)			
1.	Linda McKetney	1972	.702
2.	Linda McKetney	1980	.695
3.	Martina Weber	2007	.544
4.	Maria Johnson	1977	.539
5.	Maria Johnson	1978	.537
6.	Trinette Gooding	2004	.528
	Maggie Muldoon	N/A	.528
8.	Anna McLean	2008	.526
9.	Anna McLean	2006	.524
10.	Katie Ulrich	2000	.519
	Patty Reynolds	1989	.519

THREE-POINT FIELD GOALS

1.	Damika Martinez	2014	107
2.	Aaliyah Robinson	2016	80
3.	Damika Martinez	2013	79
4.	Morgan Rachu	2019	78
5.	Damika Martinez	2015	76
6.	Alexis Lewis	2017	75
	Aaliyah Robinson	2015	75
8.	Meg Abele	2004	65
	Jennifer Spafford	1992	65
10.	Philecia Atkins-Gilmore	2016	63

THREE-POINT FIELD GOALS ATTEMPTED

1.	Morgan Rachu	2019	261
2.	Damika Martinez	2014	242
3.	Aaliyah Robinson	2016	224
4.	Jennifer Spafford	1992	213
5.	Alexis Lewis	2018	204
6.	Aaliyah Robinson	2015	200
7.	Alexis Lewis	2017	199
8.	Damika Martinez	2015	195
9.	Damika Martinez	2013	187
10.	Philecia Atkins-Gilmore	2016	186

THREE-POINT FIELD GOAL PERCENTAGE

(Min. 15 Attempts)			
1.	Megan Cobb	1999	.474
2.	Cassidee Ranger	2013	.442
3.	Damika Martinez	2014	.442
4.	Aleesha Powell	2014	.423
5.	Damika Martinez	2013	.422
6.	Nancy Seltzer	1993	.409
7.	Maggie Timoney	1989	.405
8.	Sandy Bisogno	1998	.404
9.	Tiara Headen	2006	.403
10.	Kristina Ford	2010	.400

FREE THROWS

1.	Maggie Timoney	1988	171
2.	Megan Cobb	2002	157
3.	Michelle Fahy	2004	147
4.	Maggie Timoney	1987	141
5.	Megan Cobb	2000	137
6.	Joy Adams	2014	126
7.	Karen Culbertson	2000	122
8.	Joy Adams	2016	120
9.	Damika Martinez	2015	119
	Megan Cobb	2001	119

FREE THROW ATTEMPTS

1.	Maggie Timoney	1988	205
2.	Megan Cobb	2002	193
3.	Joy Adams	2016	175
4.	Joy Adams	2014	172
5.	Megan Cobb	2000	170
6.	Michelle Fahy	2004	168
7.	Maggie Timoney	1987	167
8.	Anna McLean	2008	154
9.	Megan Cobb	2001	150
	Suzanna Radday	1997	150

FREE THROW PERCENTAGE (MIN. 75 MADE)

1.	Melissa Yeagley	2005	.902
2.	Damika Martinez	2014	.881
3.	Karen Culbertson	2000	.878
4.	Karen Culbertson	2001	.876
5.	Michelle Fahy	2004	.875
6.	Damika Martinez	2015	.850
7.	Aleesha Powell	2014	.847
8.	Maggie Timoney	1987	.844
9.	Maggie Timoney	1988	.834
10.	Meg Abele	2005	.833

REBOUNDS

1.	Joy Adams	2014	442
2.	Joy Adams	2016	419
3.	Maria Johnson	1978	407
4.	Linda McKetney	1979	397
5.	Joy Adams	2015	377
6.	Linda McKetney	1978	372
7.	Joy Adams	2013	352
8.	Linda McKetney	1980	350
9.	Anna McLean	2008	342
10.	Linda McKetney	1977	311

REBOUNDING AVERAGE

1.	Joy Adams	2014	13.8
2.	Linda McKetney	1980	13.5
3.	Maria Johnson	1977	13.1
4.	Joy Adams	2015	12.6
5.	Joy Adams	2016	12.0
6.	Linda McKetney	1977	11.5
7.	Joy Adams	2013	10.7
8.	Delia Newson	1999	10.4
9.	Anna McLean	2008	10.1
10.	Anna McLean	2010	8.5

ASSISTS

1.	Marina Lizarazu	2015	175
2.	Marina Lizarazu	2016	171
3.	Toni Horvath	2007	158
4.	Toni Horvath	2006	153
5.	Suzi Fregosi	2010	152
6.	Suzi Fregosi	2009	151
7.	Kathy Toups	1993	148
8.	Karen Shutz	2000	132
	Kathy Toups	1992	130
10.	Lauren DeFalco	2008	127
	Karen Shutz	1997	127

ASSISTS PER GAME

1.	Marina Lizarazu	2015	6.3
2.	Kathy Toups	1993	5.5
3.	Toni Horvath	2006	5.3
4.	Marina Lizarazu	2016	4.9
	Suzi Fregosi	2009	4.9
	Karen Shutz	2000	4.9
7.	Suzi Fregosi	2010	4.8
8.	Karen Shutz	1997	4.7
9.	Toni Horvath	2007	4.6
10.	Suzi Fregosi	2012	4.5

Top Single-Game Performances

HIGHEST SCORING EFFORTS (30+)

- 46 Damika Martinez vs. Rider (2013-14)
- 42 Damika Martinez vs. Columbia (2013-14)
- 41 Damika Martinez vs. Rider (2014-15)
- 38 Maria Johnson (1978-79)
- 37 Damika Martinez vs. Sacred Hrt (2014-15)
- 36 Damika Martinez vs. Canisius (2013-14)
- 35 Damika Martinez vs. Arizona (2013-14)
- 34 Damika Martinez vs. Niagara (2014-15)
- Damika Martinez at Columbia (2012-13)
- Damika Martinez at Rider (2011-12)
- Kristina Ford vs. NC AT&T (2011-12)
- Michelle Fahy vs. Bucknell (2003-04)
- Maggie Timoney vs. Manhattan (1986-87)
- 33 Damika Martinez vs. Sacred Hrt (2013-14)
- Michelle Fahy vs. Rider (2003-04)
- Michelle Fahy vs. Loyola (2003-04)
- Maggie Muldoon vs. St. Peter's (1976-77)
- 32 Damika Martinez at Canisius (2014-15)
- Damika Martinez vs. Quinnipiac (2013-14)
- Martina Weber at Indiana (2006-07)
- Joanne Ryan at LIU (1983-84)
- 31 Damika Martinez vs. Canisius (2014-15)
- Damika Martinez vs. UCF (2014-15)
- Damika Martinez vs. Rider (2012-13)
- Sue Radday at Saint Peter's (1996-97)
- Maggie Timoney vs. St. Francis (1987-88)
- Emily Mojica at Fairfield (1984-85)
- 30 Sue Radday vs. Drexel (1994-95)
- Maggie Timoney at FIU (1987-88)
- Michelle Fahy vs. Saint Peter's (2003-04)

HIGHEST REBOUNDING EFFORTS (20+)

- 26 Joy Adams at Monmouth (2014-15)
- 24 Joy Adams vs. Monmouth (2015-16)
- 24 Joy Adams vs. Marist (2015-16)
- 24 Joy Adams vs. Marist (2014-15)
- 23 Joy Adams at Fairfield (2015-16)
- 23 Linda McKetney vs. Sacred Hrt (1979-80)
- 21 Joy Adams at Quinnipiac (2014-15)
- Joy Adams at UCF (2013-14)
- Joy Adams at Drexel (2012-13)
- Delia Newson vs. Rider (1998-1999)
- Katie Ulrich at Rider (1997-98)
- Lori Page vs. Niagara (1986-87)
- 20 Joy Adams at Rider (2015-16)
- Joy Adams at Rider (2013-14)
- Anna McLean at Canisius (2007-08)
- Regina McLain vs. St. Francis (1987-88)
- Karen Hennessy at Drexel (1986-87)
- Maria Johnson vs. Fordham (1980-81)
- Kathleen Kely vs. Sacred Heart (1980-81)
- Linda McKetney at Seton Hall (1979-80)

MOST FG MADE (13+)

- 17 Damika Martinez vs. Colombia (2013-14)
- 15 Michelle Fahy vs. Loyola (2003-04)
- 15 Michelle Fahy vs. Rider (2003-04)
- 14 Damika Martinez vs. Canisius (2012-13)
- 14 Damika Martinez vs. Rider (2012-13)
- 14 Michelle Fahy vs. Bucknell (2003-04)
- 13 Damika Martinez vs. Sacred Hrt. (2014-15)
- 13 Kristina Ford vs. NC AT&T (2011-12)
- 13 Martina Weber at Indiana (2006-07)

HIGHEST FG ATTEMPTED (24+)

- 27 Damika Martinez vs. Sacred Hrt (2014-15)
- 27 Michelle Fahy vs. Loyola (2003-04)
- 25 Michelle Fahy vs. Rider (2003-04)
- 25 Damika Martinez vs. Arizona (2013-14)
- 25 Damika Martinez vs. Colombia (2013-14)
- 25 Michelle Fahy vs. Rider (2003-04)
- 24 Damika Martinez at Cent. Florida (2013-14)
- 24 Damika Martinez vs. Niagara (2011-12)
- 24 Thazina Cook at Loyola (2008-09)

THREE-POINT FG MADE (7+)

- 7 Alexis Lewis vs. St. Francis Bkln (2016-17)
- 7 Damika Martinez at Siena (2013-14)
- 7 Meg Abele vs. Fairfield (2003-04)
- 7 Toni Horvath at Siena (2003-04)

THREE-POINT FG ATTEMPTED (13+)

- 16 Damika Martinez at Cent. Florida (2013-14)
- 16 Meg Abele vs. UMBC (2003-04)
- 15 Philecia Atkins-Gilmore at Mrylnd (2015-16)
- 14 Alexis Lewis vs. Manhattan (2016-17)
- 13 Alexis Lewis vs. Monmouth (2017-18)
- 13 Aaliyah Robinson at Manhattan (2016-17)
- 13 Damika Martinez vs. Manhattan (2013-14)
- 13 Damika Martinez at Drexel (2012-13)
- 13 Meg Abele at Pacific (2003-04)

FREE THROWS MADE (11+)

- 16 Michelle Fahy vs. Saint Peter's (2003-04)
- 15 Damika Martinez vs. Rider (2015-16)
- 12 Aleesha Powell vs. Rider (2011-12)
- 12 Melissa Yeagley vs. Manhattan (2004-05)
- 11 Martina Weber vs. LIU Brooklyn (2006-07)
- 11 Michelle Fahy at American (2002-03)

ASSISTS (11+)

- 12 Marina Lizarazu at Manhattan (2014-15)
- 12 Marina Lizarazu vs. Central Florida (2014-15)
- 11 Toni Horvath vs. Fairfield (2004-05)
- 11 Renee Gaudette vs. Canisius (2001-02)

STEALS (8+)

- 10 Thazina Cook vs. Fairfield (2007-08)
- 10 Lauren DeFalco vs. UNH (2007-08)
- 8 Marina Lizarazu at Geo. Wash. (2015-16)

BLOCKS (7+)

- 13 Sabrina Jeridore at Pacific (2013-14)
- 18 Sabrina Jeridore at Saint Peter's (2013-14)
- 7 Sabrina Jeridore at Canisius (2012-13)
- 7 Sabrina Jeridore vs. Wagner (2013-14)
- 7 Sabrina Jeridore at Columbia (2012-13)
- 7 Sabrina Jeridore vs. Wagner (2012-13)

All-MAAC Selections (Major Award Winners in **BOLD**)

YEAR	PLAYER	HONOR	YEAR	PLAYER	HONOR	YEAR	PLAYER	HONOR
1981-82	Celeste Grier	First Team	2000-01	Karen Culbertson	Second Team	2011-12	Damika Martinez	Second Team
	Debbie Stephens	Second Team		Megan Cobb	Third Team			All-Rookie
1982-83	Debbie Stephens	Second Team	2001-02	Megan Cobb	Second Team			Rookie of the Year
1983-84	Joan O'Connor	Second Team	2003-04	Michelle Fahy	First Team		Aleesha Powell	All-Rookie
	Emily Mojica	Second Team		Meg Abele	All-Rookie	2012-13	Damika Martinez	Player of the Year
1985-86	Joanne Ryan	Second Team		Toni Horvath	Rookie of the Year		Joy Adams	Rookie of the Year
	Maggie Timoney	All-Rookie Team	2004-05	Meg Abele	Third Team			Second Team
1986-87	Maggie Timoney	First Team	2005-06	Martina Weber	First Team	2013-14	Joy Adams	First Team
	Patty Reynolds	Rookie of the Year		Tiara Headen	Second Team		Damika Martinez	Player of the Year
1987-88	Maggie Timoney	Second Team		Toni Horvath	Third Team		Aleesha Powell	Second Team
1988-89	Patty Reynolds	Second Team	2006-07	Martina Weber	Player of the Year		Aaliyah Robinson	Sixth Player of the Year
	Noreen Winterfeldt	All-Rookie Team		Tiara Headen	Second Team	2014-15	Joy Adams	First Team
1990-91	Kathy Touns	All-Rookie Team		Toni Horvath	Third Team		Damika Martinez	Player of the Year
1991-92	Nancy Seltzer	All-Rookie Team	2007-08	Toni Horvath	Second Team	2015-16	Joy Adams	First Team
1993-94	Becky Bazyk	All-Rookie Team		Anna McLean	Second Team		Marina Lizarazu	First Team
1995-96	Kim Gore	Second Team	2008-09	Thazina Cook	First Team		Alexis Lewis	All-Rookie
1996-97	Suzanne Radday	Second Team		Anda Ivkovic	Third Team			Co-Sixth Player of the Year
	Karen Shutz	All-Rookie		Kristina Ford	Rookie of the Year	2016-17	Alexis Lewis	First Team
1997-98	Karen Maisbenden	Second Team	2009-10	Thazina Cook	First Team		Marina Lizarazu	First Team
	Karen Shutz	Second Team		Suzi Fregosi	Third Team	2017-18	Alexis Lewis	Third Team
	Karen Culbertson	All-Rookie		Anda Ivkovic	Third Team		Toyosi Abiola	All-Rookie
1998-99	Karen Culbertson	Third Team		Anna McLean	Third Team			Rookie of the Year
	Delia Newson	Third Team		Dianna Hubbard	All-Rookie	2019-20	Juana Camilion	All-Rookie
	Megan Cobb	All-Rookie	2010-11	Anda Ivkovic	Second Team			
1999-00	Karen Culbertson	First Team		Kristina Ford	Third Team			
	Megan Cobb	Third Team						

2019-20 Iona College Overall Statistics

RECORD:	OVERALL	HOME	AWAY	NEUTRAL
ALL GAMES	1-3	0-1	1-2	0-0
CONFERENCE	0-0	0-0	0-0	0-0
NON-CONFERENCE	1-3	0-1	1-2	0-0

#	Player	gp-gs	min	avg	Total		3-Point		F-Throw		Rebounds				pf	dq	a	to	blk	stl	pts	avg
					fg-fga	fg%	3fg-fga	3fg%	ft-fga	ft%	off	def	tot	avg								
14	Rachu, Morgan	4-4	132	33.0	19-40	.475	13-33	.394	4-5	.800	8	19	27	6.8	10	0	6	2	0	7	55	13.8
05	Mwai, Shyan	4-3	138	34.5	20-57	.351	9-30	.300	4-5	.800	4	8	12	3.0	5	0	5	13	0	2	53	13.3
22	Camilion, Juana	4-4	117	29.3	13-34	.382	4-16	.250	3-4	.750	2	5	7	1.8	8	1	14	13	1	5	33	8.3
33	Lesko, Tori	4-4	128	32.0	9-18	.500	0-0	.000	6-9	.667	4	23	27	6.8	5	0	16	11	1	2	24	6.0
03	Barefield, Monica	4-1	102	25.5	9-29	.310	4-16	.250	1-1	1.000	3	6	9	2.3	5	0	7	11	0	1	23	5.8
00	Williams, De'jah	4-1	47	11.8	9-17	.529	0-2	.000	1-2	.500	4	4	8	2.0	4	0	0	6	0	1	19	4.8
11	Weekes, Paulla	1-1	21	21.0	1-3	.333	0-1	.000	1-6	.167	3	5	8	8.0	4	0	0	6	0	1	3	3.0
01	Vaitekunaite, Aiste	2-0	18	9.0	1-7	.143	0-3	.000	2-2	1.000	0	5	5	2.5	0	0	0	1	0	0	4	2.0
21	Joseph, Gabrielle	4-2	40	10.0	2-4	.500	0-0	.000	2-2	1.000	0	4	4	1.0	5	0	0	3	1	0	6	1.5
13	Becerra Perez, Lucia	4-0	36	9.0	2-8	.250	0-2	.000	0-0	.000	3	4	7	1.8	8	1	1	9	0	2	4	1.0
44	Ramil, Jodi-Marie	3-0	16	5.3	0-1	.000	0-0	.000	0-0	.000	0	4	4	1.3	1	0	1	1	2	0	0	0.0
15	Worner, Nikki	2-0	5	2.5	0-1	.000	0-1	.000	0-0	.000	1	0	1	0.5	0	0	0	0	0	0	0	0.0
Team											6	10	16					4				
Total.....		4	800		85-219	.388	30-104	.288	24-36	.667	38	97	135	33.8	55	2	50	80	5	21	224	56.0
Opponents.....		4	800		108-254	.425	20-61	.328	34-52	.654	59	101	160	40.0	59	0	64	64	9	37	270	67.5

TEAM STATISTICS	ION	OPP
SCORING	224	270
Points per game	56.0	67.5
Scoring margin	-11.5	-
FIELD GOALS-ATT	85-219	108-254
Field goal pct	.388	.425
3 POINT FG-ATT	30-104	20-61
3-point FG pct	.288	.328
3-pt FG made per game	7.5	5.0
FREE THROWS-ATT	24-36	34-52
Free throw pct	.667	.654
F-Throws made per game	6.0	8.5
REBOUNDS	135	160
Rebounds per game	33.8	40.0
Rebounding margin	-6.2	-
ASSISTS	50	64
Assists per game	12.5	16.0
TURNOVERS	80	64
Turnovers per game	20.0	16.0
Turnover margin	-4.0	-
Assist/turnover ratio	0.6	1.0
STEALS	21	37
Steals per game	5.3	9.3
BLOCKS	5	9
Blocks per game	1.3	2.3
ATTENDANCE	357	1723
Home games-Avg/Game	1-357	3-574
Neutral site-Avg/Game	-	0-0

Date	Opponent		Score	Att.
11-09-19	at Winthrop	W	68-61	331
11/15/19	DUQUESNE	L	74-76	357
11/17/19	at Penn	L	42-74	731
11/21/19	at Stony Brook	L	40-59	661

* - MAAC game

Score by Periods	1st	2nd	3rd	4th	Totals
Iona College	49	33	74	68	224
Opponents	53	86	77	54	270

2019-20 Iona College Women's Basketball Roster

Numerical

No.	Name	Pos.	Ht.	Cl.	Hometown / High School / Former School
0	De'jah Williams	G/F	5-11	R-So.	Philadelphia, PA / Imhotep Charter / Albany
1	Aiste Vaitekunaite	F	6-3	R-Fr.	Siauliai, Lithuania / Putnam Science Academy
2	Adrienne DiGioia	G	5-8	Jr.	Branford, CT / Branford
3	Monica Barefield	G	5-2	R-Jr.	Joliet, IL / Central / Garden City CC
5	Shyan Mwai	G	5-6	So.	Lowell, MA / Lowell
11	Paulla Weekes	F	5-10	So.	Toronto, Ontario / St. Joseph's College School
13	Lucia Becerra Perez	G	5-7	Fr.	San Cristobal de la Laguna, Tenerife, Spain / IES Viera y Clavijo
14	Morgan Rachu	G	5-8	Sr.	Marathon, WI / Marathon / University WI - Marathon County
15	Nikki Worner	G/F	5-9	Fr.	Canberra, Australia / Lake Ginninderra College
21	Gabrielle Joseph	F	5-11	So.	Norwalk, CT / Notre Dame Fairfield
22	Juana Camilion	G	5-10	So.	Palma De Mallorca, Spain / IES Antonio Maura
24	Shayla Middlebrooks	G	5-9	R-Jr.	Oberlin, OH / Elyria / Middle Tennessee State
25	Tanayja London	F	5-11	Fr.	New Haven, CT / James Hillhouse
33	Tori Lesko	G/F	5-10	R-Jr.	Harrisburg, PA / Central Dauphin
34	Adaora Onwumelu	F	6-2	Fr.	Douglasville, Georgia / Lithia Springs
44	Jodi-Marie Ramil	F	6-2	R-Sr.	Binghamton, NY / Binghamton / Binghamton

Alphabetical

3	Monica Barefield	G	5-2	R-Jr.	Joliet, IL / Central / Garden City CC
13	Lucia Becerra Perez	G	5-7	Fr.	San Cristobal de la Laguna, Tenerife, Spain / IES Viera y Clavijo
22	Juana Camilion	G	5-10	So.	Palma De Mallorca, Spain / IES Antonio Maura
2	Adrienne DiGioia	G	5-8	Jr.	Branford, CT / Branford
21	Gabrielle Joseph	F	5-11	So.	Norwalk, CT / Notre Dame Fairfield
33	Tori Lesko	G/F	5-10	R-Jr.	Harrisburg, PA / Central Dauphin
25	Tanayja London	F	5-11	Fr.	New Haven, CT / James Hillhouse
24	Shayla Middlebrooks	G	5-9	R-Jr.	Oberlin, OH / Elyria / Middle Tennessee State
5	Shyan Mwai	G	5-6	So.	Lowell, MA / Lowell
34	Adaora Onwumelu	F	6-2	Fr.	Douglasville, Georgia / Lithia Springs
14	Morgan Rachu	G	5-8	Sr.	Marathon, WI / Marathon / University WI - Marathon County
44	Jodi-Marie Ramil	F	6-2	R-Sr.	Binghamton, NY / Binghamton / Binghamton
1	Aiste Vaitekunaite	F	6-3	R-Fr.	Siauliai, Lithuania / Putnam Science Academy
11	Paulla Weekes	F	5-10	R-Fr.	Toronto, Ontario / St. Joseph's College School
0	De'jah Williams	G/F	5-11	R-So.	Philadelphia, PA / Imhotep Charter / Albany
15	Nikki Worner	G/F	5-9	Fr.	Canberra, Australia / Lake Ginninderra College

COACHING STAFF

Head Coach:	Billi Chambers (Hofstra '03) – 7th season
Associate Head Coach:	Ashlee Kelly (Quinnipiac '04)
Assistant Coach:	Allan Chaney (High Point '14)
Assistant Coach:	Jordan McCann (Illinois '13)
Director of Basketball Operations:	Alyssa Casino (Manhattanville '15)
Graduate Assistant:	Jasmyne Fogle (Franklin Pierce '16)

By Class:

Seniors (2)	Morgan Rachu
	Jodi-Marie Ramil
Juniors (4)	Monica Barefield
	Adrienne DiGioia
	Tori Lesko
	Shayla Middlebrooks
Sophomores (4)	Juana Camilion
	Gabrielle Joseph
	Shyan Mwai
	De'jah Williams
Freshmen (6)	Lucia Becerra Perez
	Tanayja London
	Adaora Onwumelu
	Aiste Vaitekunaite
	Paulla Weekes
	Nikki Worner

By State/Country:

Australia (1)	Nikki Worner
Canada (1)	Paulla Weekes
Connecticut (3)	Adrienne DiGioia
	Gabrielle Joseph
	Tanayja London
Georgia (1)	Adaora Onwumelu
Illinois (1)	Monica Barefield
Lithuania (1)	Aiste Vaitekunaite
Massachusetts (1)	Shyan Mwai
New York (1)	Jodi-Marie Ramil
Ohio (1)	Shayla Middlebrooks
Pennsylvania (2)	Tori Lesko
	De'jah Williams
Spain (2)	Lucia Becerra Perez
	Juana Camilion
Wisconsin (1)	Morgan Rachu

By Position:

Forwards (7)	Gabrielle Joseph
	Tori Lesko
	Tanayja London
	Adaora Onwumelu
	Jodi-Marie Ramil
	Aiste Vaitekunaite
	Paulla Weekes
Guards (9)	Monica Barefield
	Lucia Becerra Perez
	Juana Camilion
	Adrienne DiGioia
	Tori Lesko
	Shayla Middlebrooks
	Shyan Mwai
	Morgan Rachu
	Nikki Worner


Iona Gaels Television and Radio Speed Chart



#0 De'jah WILLIAMS
RS-So. • G/F
5-11
Philadelphia, PA



#1 Aiste VAITEKUNAITE
RS-Fr. • F
6-3
Siauliai, Lithuania



#2 Adrienne DIGIOIA
Junior • G
5-8
Branford, CT



#3 Monica BAREFIELD
RS-Jr. • G
5-2
Joliet, IL



#5 Shyan MWAI
Sophomore • G
5-6
Lowell, MA



#11 Paulla WEEKES
RS-Fr. • F
5-10
Toronto, Ontario



#13 Lucia BECERRA PEREZ
Freshman • G
5-7
San Cristobal de la Laguna, Tenerife, Spain



#14 Morgan RACHU
Senior • G
5-8
Marathon, WI



#15 Nikki WORNER
Freshman • G
5-4
Canberra, Australia



#21 Gabrielle JOSEPH
Sophomore • F
5-11
Norwalk, CT



#22 Juana CAMILION
Sophomore • G
5-10
Palma de Mallorca, Spain



#24 Shayla MIDDLEBROOKS
RS-Jr. • G
5-9
Oberlin, OH



#25 Tanayja LONDON
Freshman • F
5-11
New Haven, CT



#33 Tori LESKO
RS-Jr. • G/F
5-10
Harrisburg, PA



#34 Adaora ONWUMELU
Freshman • F
6-2
Douglasville, GA




#44 Jodi-Marie RAMIL
RS-Sr. • F
6-2
Binghamton, NY

Billi CHAMBERS
Head Coach
Hofstra '03
Seventh Season



Ashlee KELLY
Associate HC
Quinnipiac '04
11th Season



Allan CHANEY
Assistant Coach
High Point '14
Second Season



Jordan McCANN
Assistant Coach
Illinois '13
Second Season




Alyssa CASINO
DOBO
Manhattanville '15
Third Season

PRONUNCIATION GUIDE:

Aiste Vaitenkunaite ICE-Tay VAY-Tay-Coo-NAY-Tay
Adrienne DiGioia Duh-GOY-Uh
Shyan Mwai Moy (rhymes with Coy)
Lucia Becerra Perez LOO-Cia BUH-Cerra

Morgan Rachu
Juana Camilion
Adaora Onwumelu
Jodi-Marie Ramil

Ray-CUE
Ca-MEALY-Own
UH-Dora On-Woo-MEL-Ooh
Ra-MEAL



Jasmyne FOGLE
Graduate Assistant
Franklin Pierce '16
Second Season